United States Department of Agriculture

National Agricultural Statistics Service

Crop Production - Annual
Grain Stocks
Rice Stocks
Cotton Ginnings
Winter Wheat and Canola Seedings
January Crop Production

Executive Summary

Lance Honig, Chief
Crops Branch

January 12, 2018

12:00 P.M.

Contents

Field Crops	Stocks	Fruit & Nuts	Specialty Crops
Corn	Corn	Citrus	Potatoes
Soybeans	Soybeans		Sweet Potatoes
All Cotton	Sorghum		Peppermint Oil
Sorghum	Rice		Spearmint Oil
Rice	Hay		Hops
Hay & Forage	All Wheat		Taro (Hawaii)
Peanuts	Barley		
Proso Millet	Oats		
Minor Oilseeds			
Sugarcane			
Sugarbeets			
Tobacco			
Pulse Crops			
Winter Wheat			

Survey Overview

	December Ag Survey	Off-Farm Grain Stocks
Survey Type	Farmer Reported	Off-Farm Grain Stock Facilities
Collection Method	Mail, Phone, Internet, Personal Interview	Mail, Phone, Internet, Personal Interview
Crops Included	Field Crops	Corn, Soybeans, All Wheat, Durum Wheat, Barley, Oats, Sorghum, Pulse Crops
States	All except HI	All except AK, HI, and NV
Sample Size	81,782	~8,500
Collection Period	Nov 29 – Dec 19	Nov 29 – Dec 20

Principal Crops Planted Acreage

United States

Year	Principal Crops	Change From Previous Year
	Million Acres	
2008	325.6	+5.3
2009	319.0	-6.6
2010	315.4	-3.6
2011	314.3	-1.1
2012	324.3	+10.0
2013	324.9	+0.6
2014	326.4	+1.5
2015	319.0	-7.5
2016	319.2	+0.3
2017	319.1	-0.1

USDA-NASS
1-12-18

Principal Crops

United States

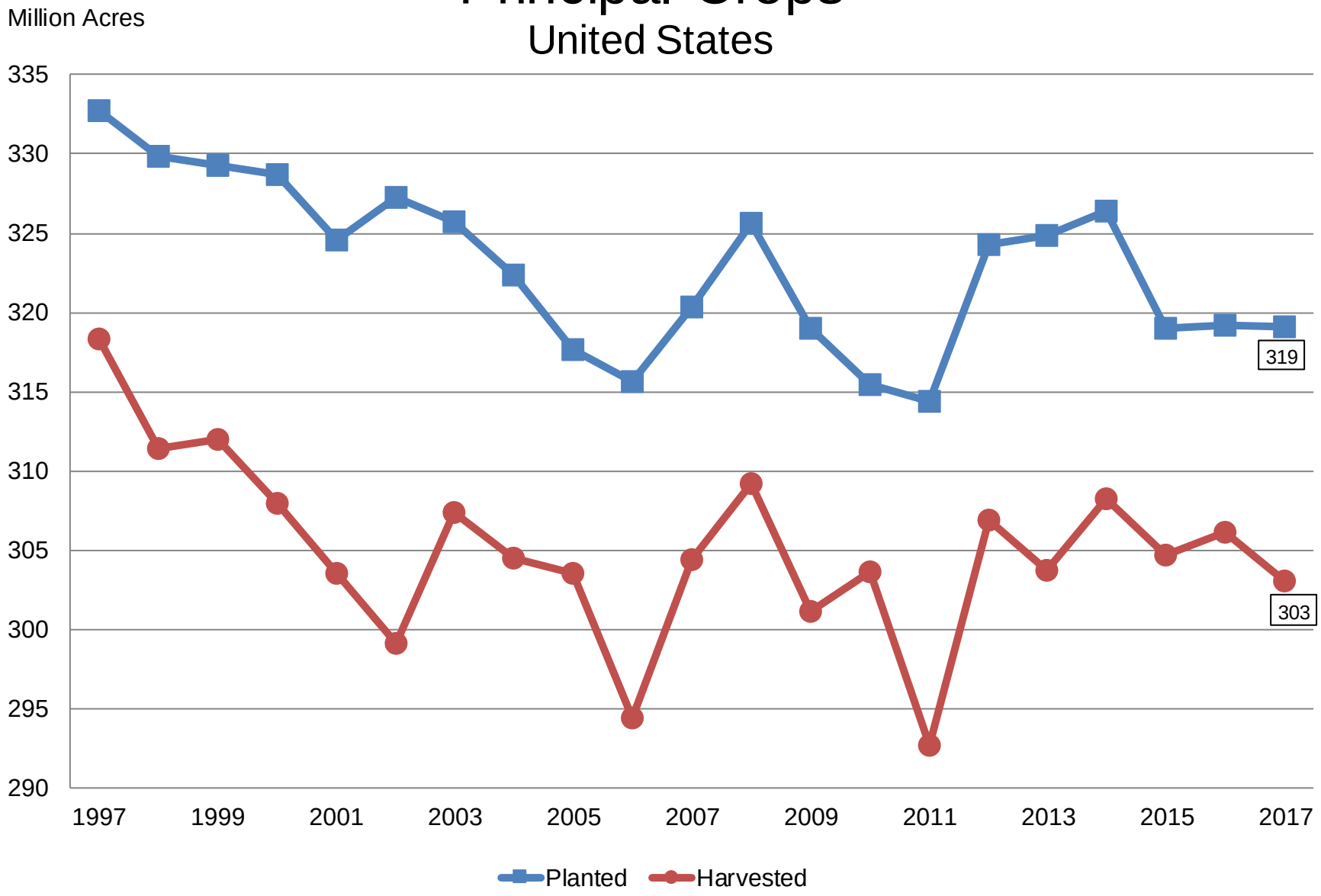

USDA-NASS
1-12-18

2017 Crop Production – Annual

Crop	Unit	January 2018	% Change From Previous Forecast	% Change From Previous Season
Corn				
Planted	Mil Ac	90.2	-0.3	-4.1
Harvested	Mil Ac	82.7	-0.5	-4.7
Yield	Bu/Ac	176.6	+0.7	+1.1
Production	Bil Bu	14.6	+0.2	-3.6
Stocks	Bil Bu	12.5	NA	+1.1

USDA-NASS
1-12-18

Corn for Grain Yield

United States

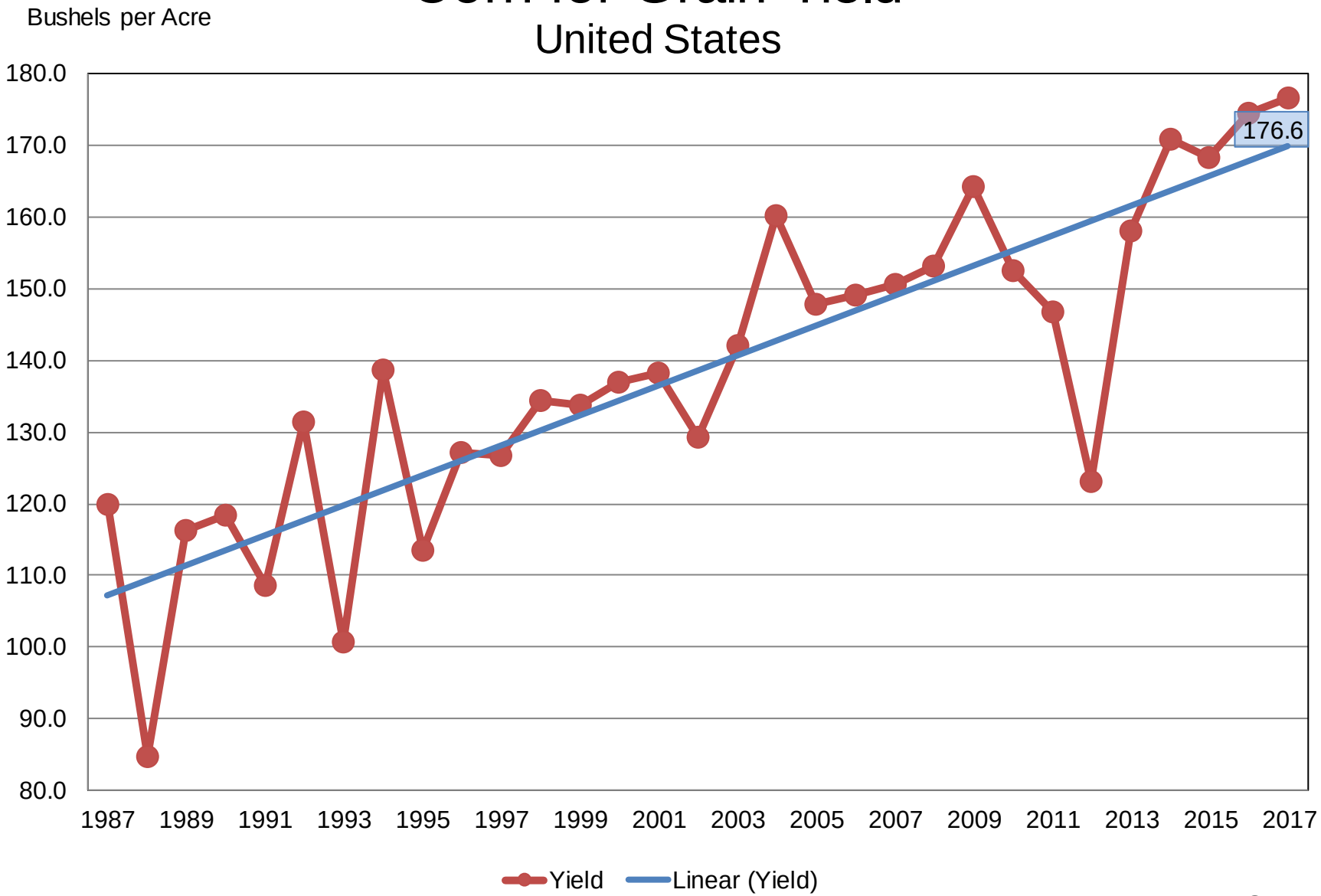

USDA-NASS
1-12-18

2017 Corn Yield

Bushels and Change From Previous Year

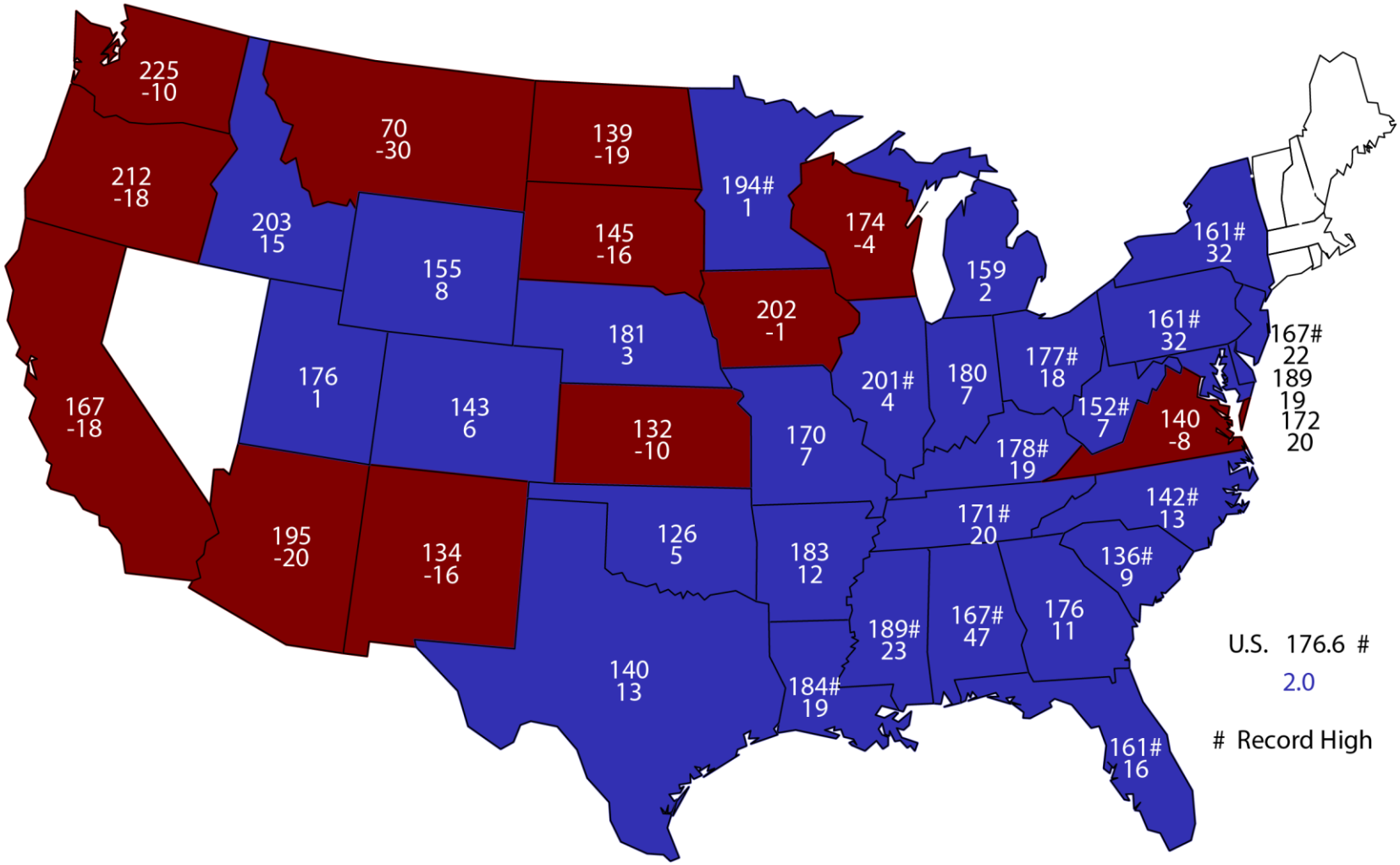

USDA-NASS
1-12-18

2017 United States Corn Production
Trade Analyst Expectations vs NASS

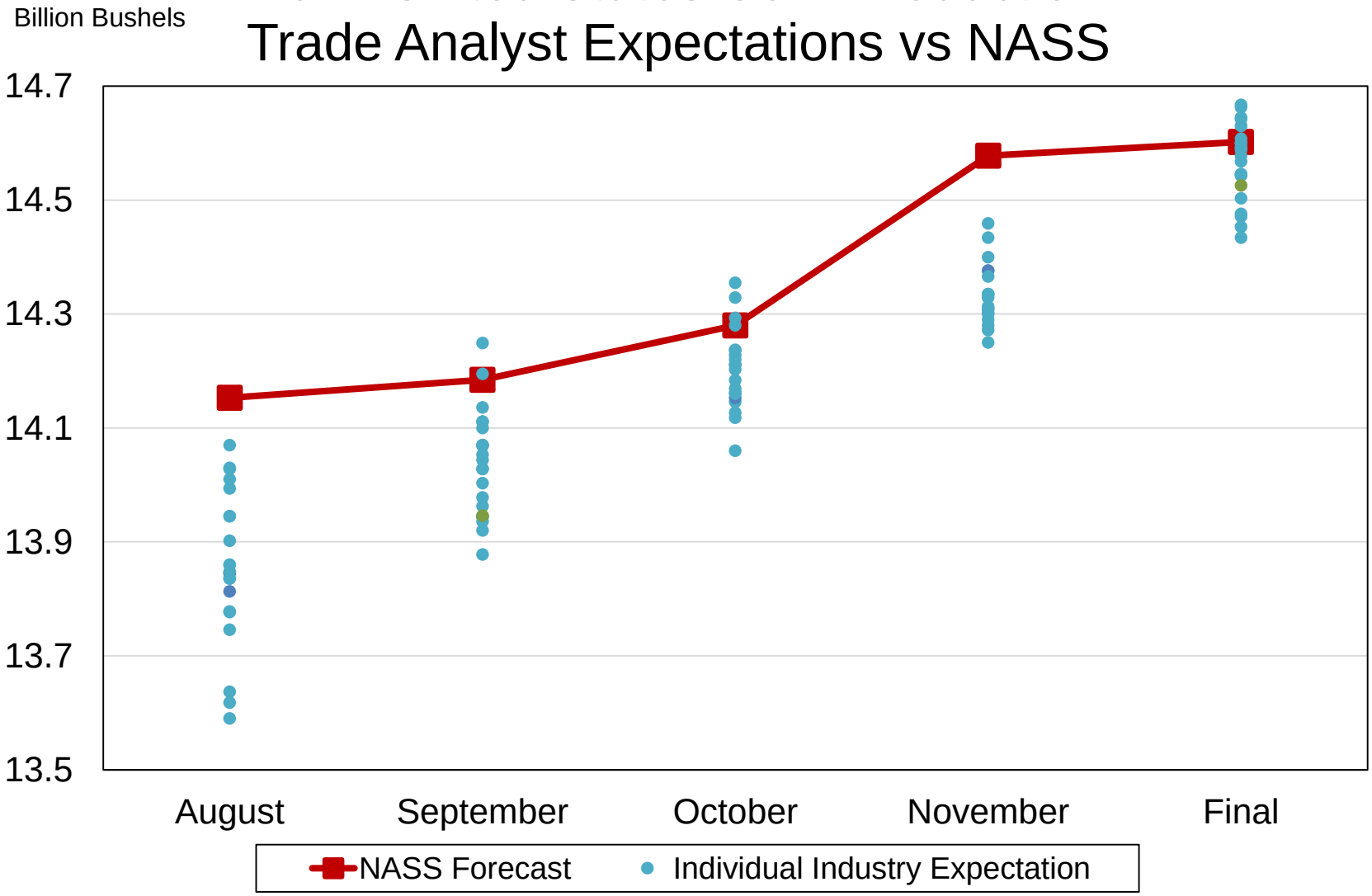

USDA-NASS
1-12-18

Corn Stocks

United States

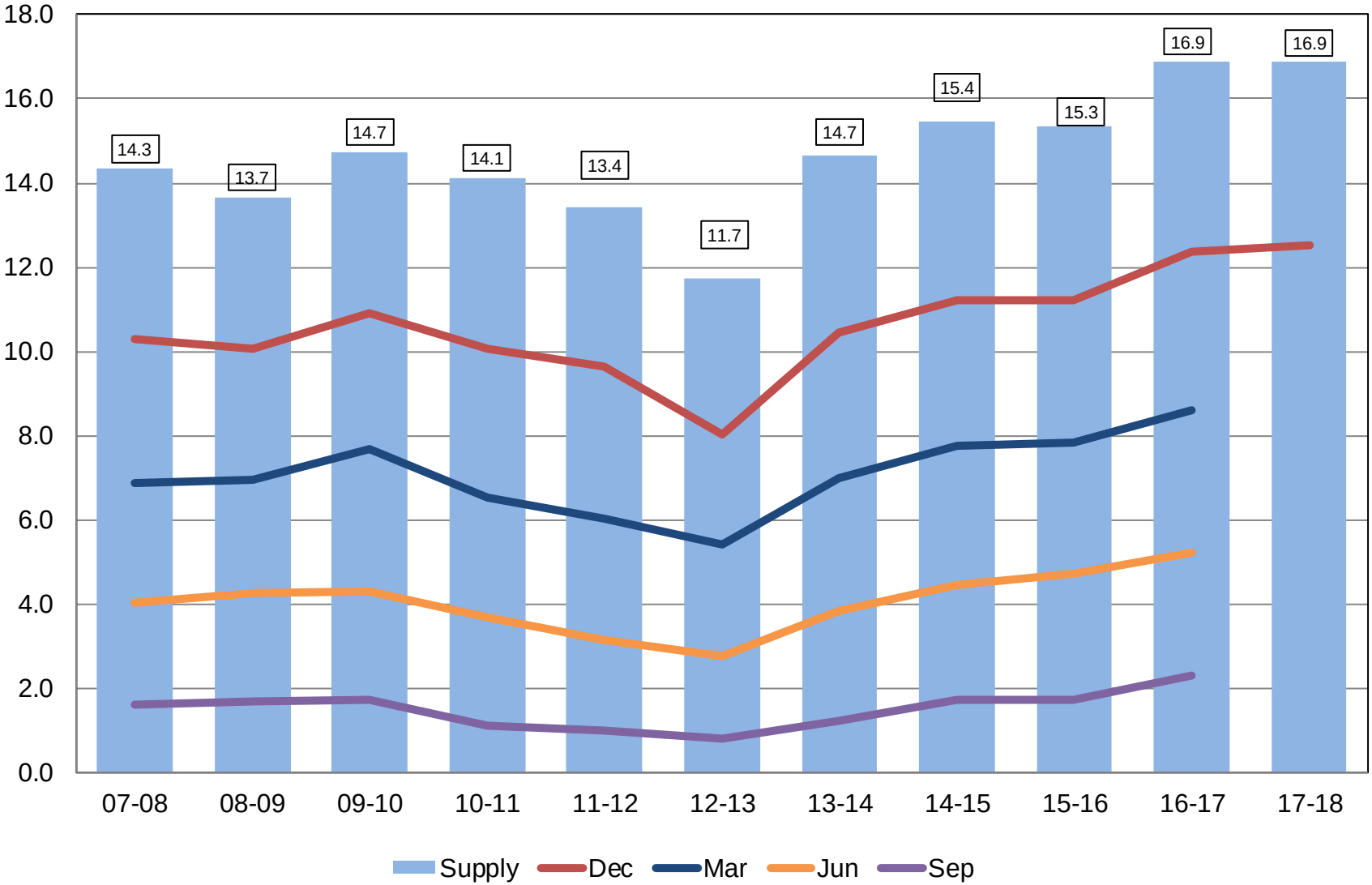

USDA-NASS
1-12-18

2017 United States Corn Stocks
Trade Analysts Expectations vs NASS

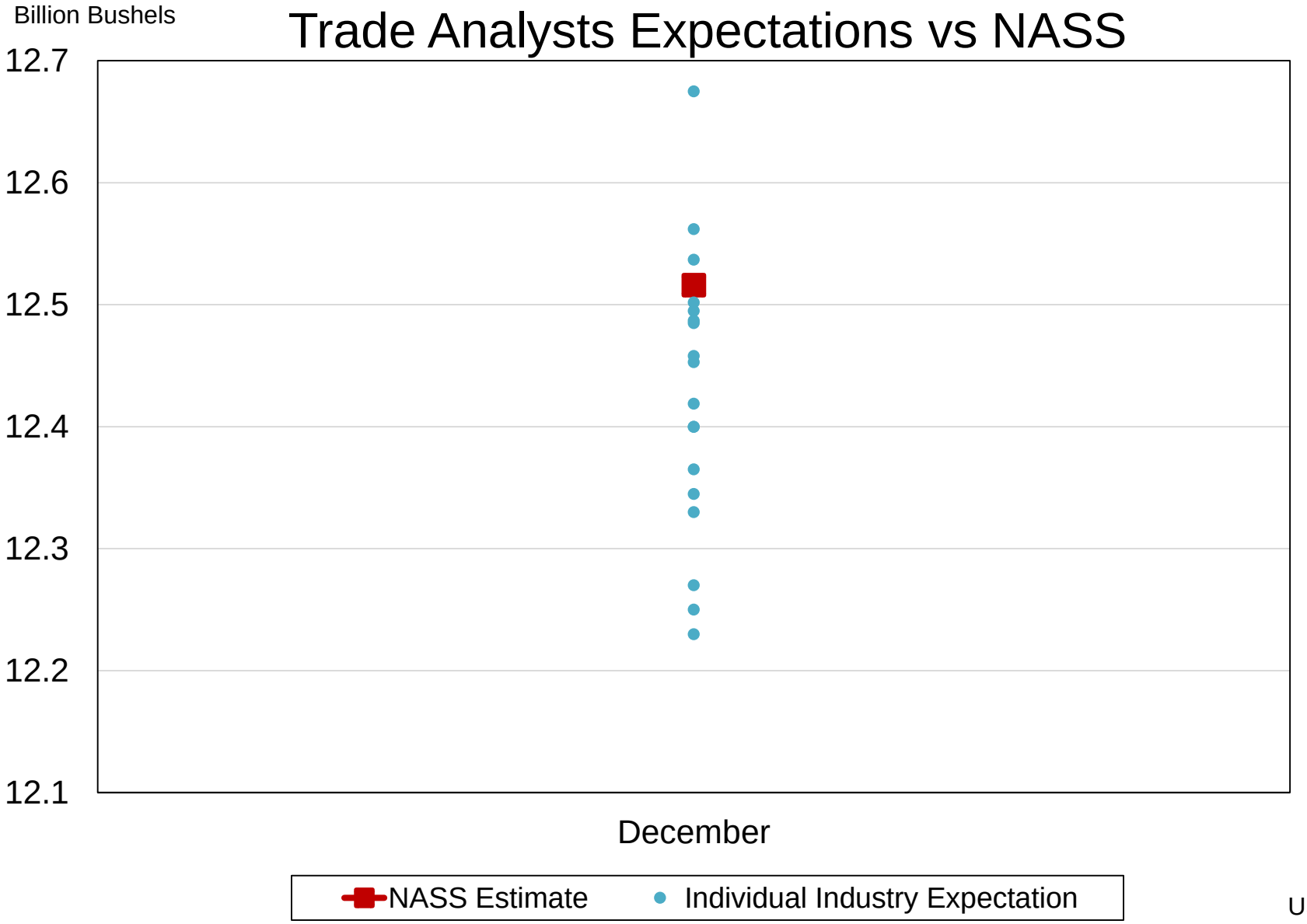

USDA-NASS
1-12-18

2017 Crop Production – Annual

Crop	Unit	January 2018	% Change From Previous Forecast	% Change From Previous Season
Soybeans				
Planted	Mil Ac	90.1	-0.1	+8.0
Harvested	Mil Ac	89.5	+0.1	+8.3
Yield	Bu/Ac	49.1	-0.8	-5.6
Production	Bil Bu	4.39	-0.8	+2.2
Stocks	Bil Bu	3.16	NA	+8.9

USDA-NASS
1-12-18

Soybean Yield

United States

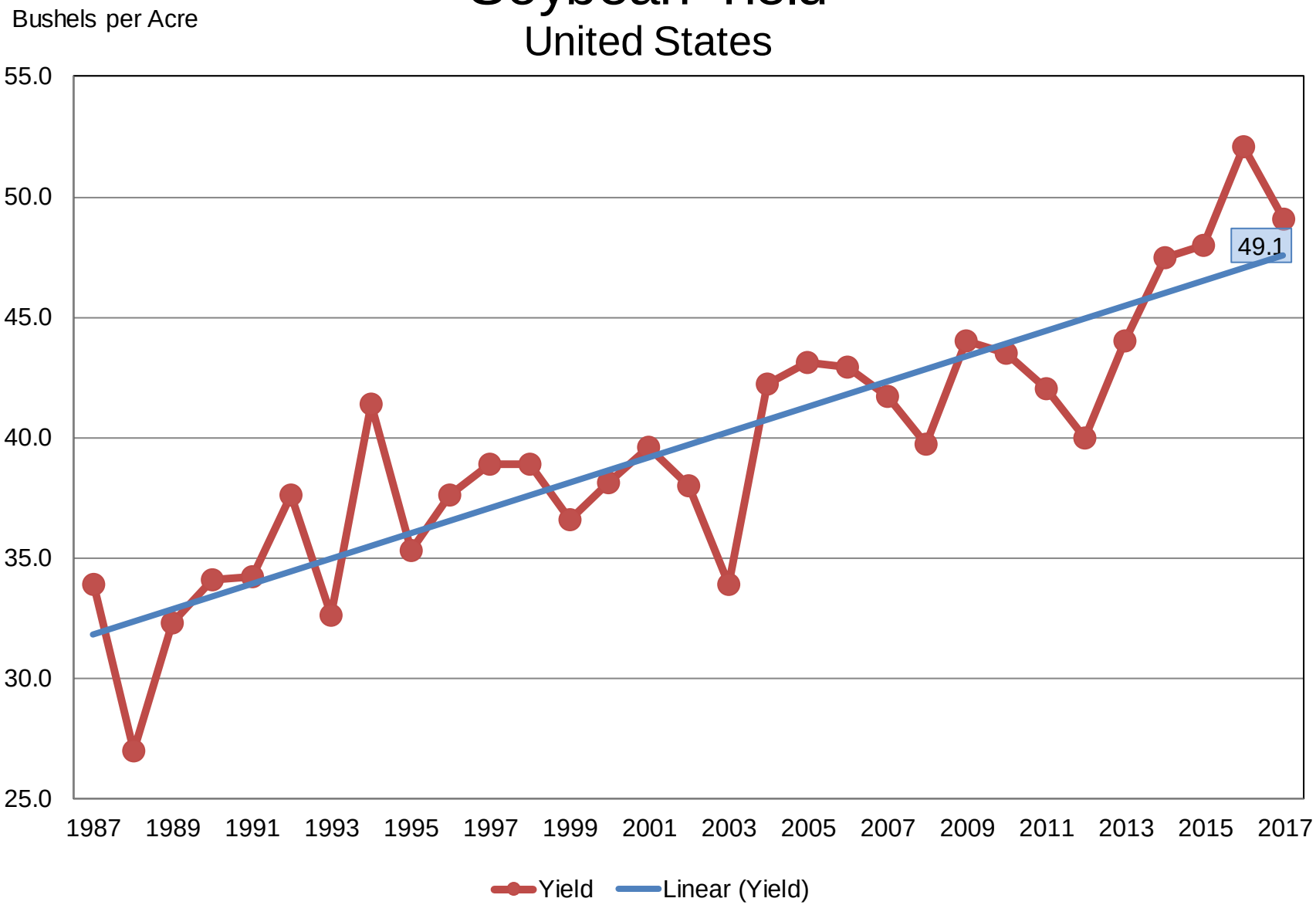

USDA-NASS
1-12-18

2017 Soybean Yield

Bushels and Change From Previous Year

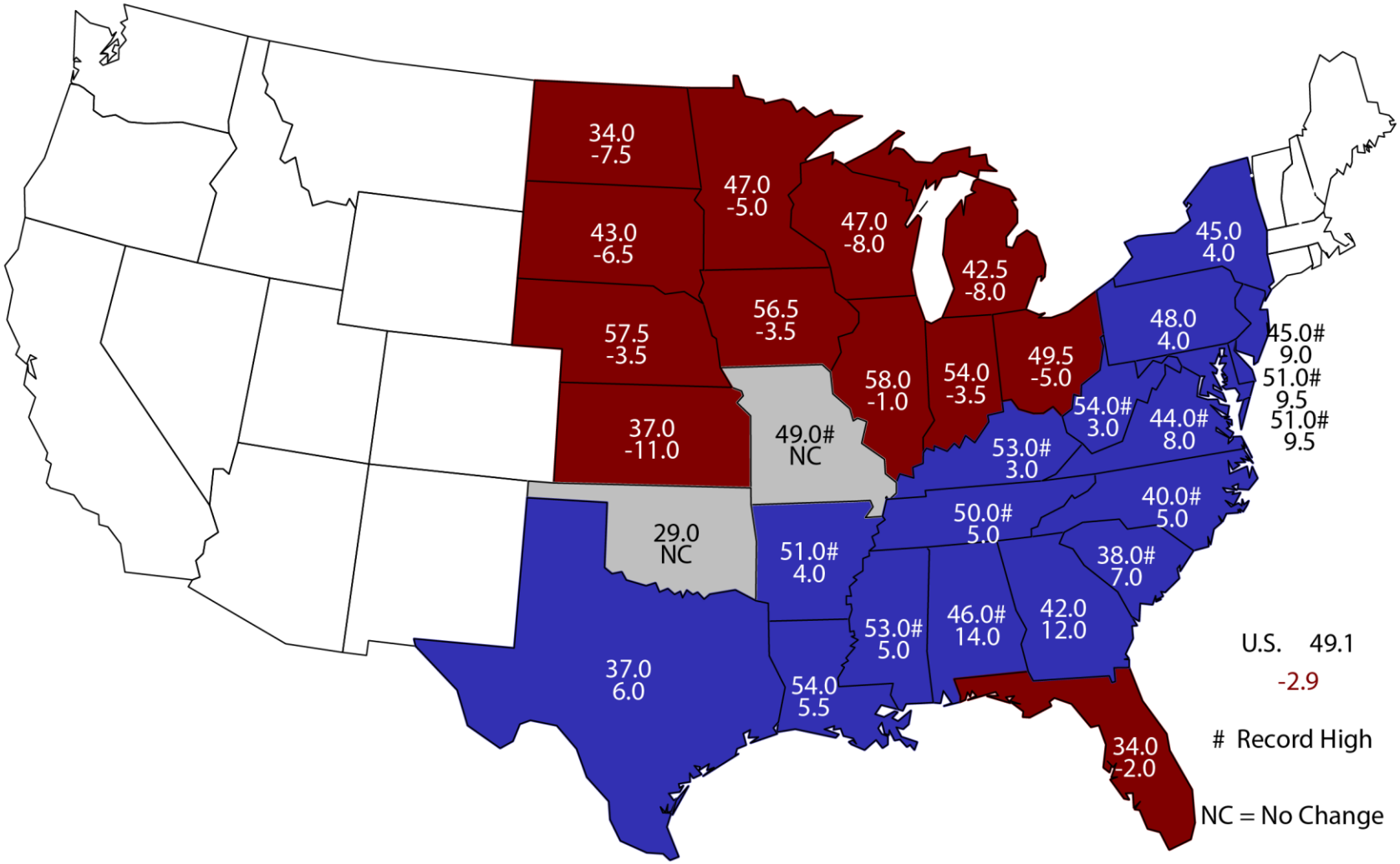

USDA-NASS
1-12-18

2017 United States Soybean Production
Trade Analysts Expectations vs NASS

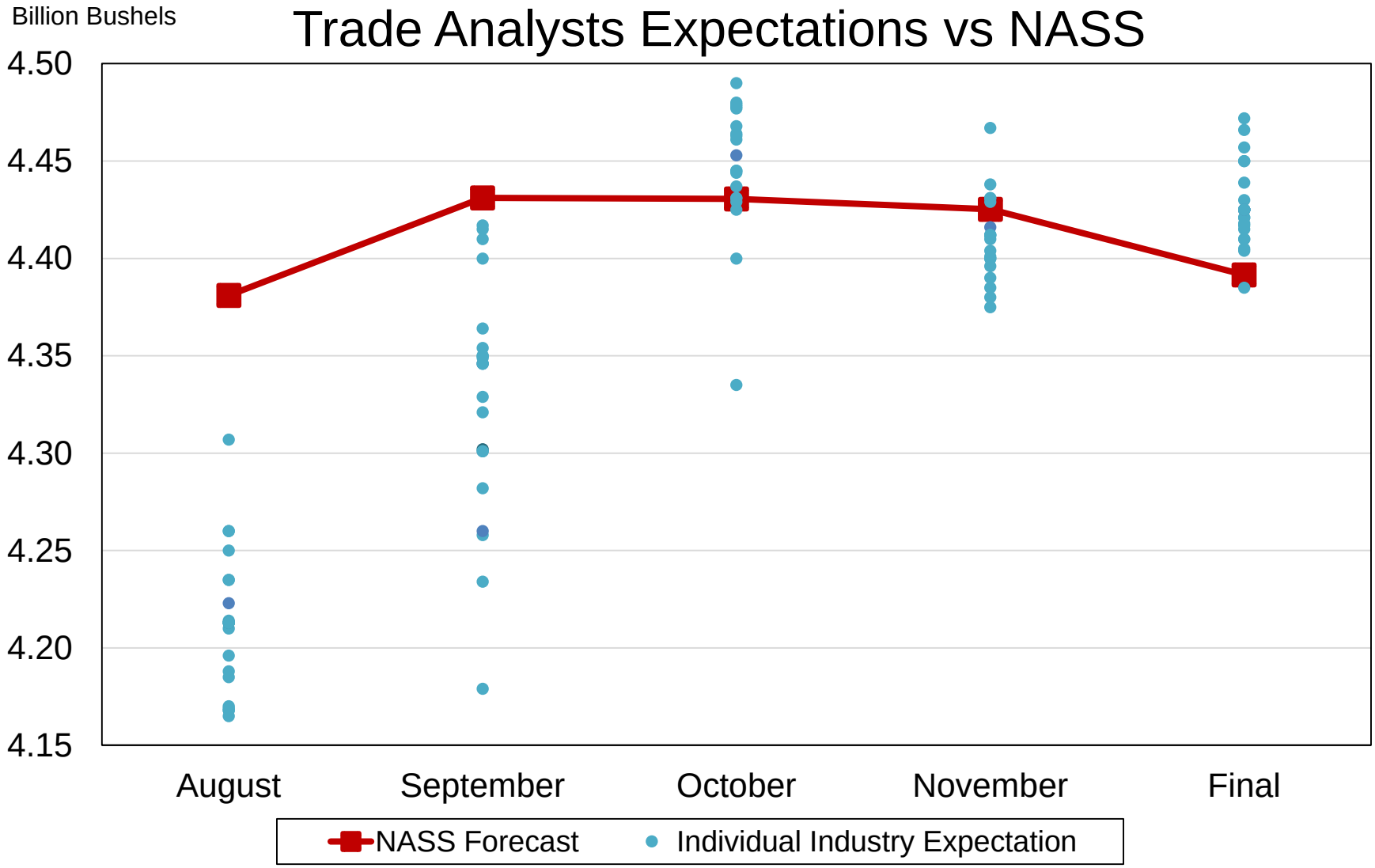

USDA-NASS
1-12-18

Soybean Stocks

United States

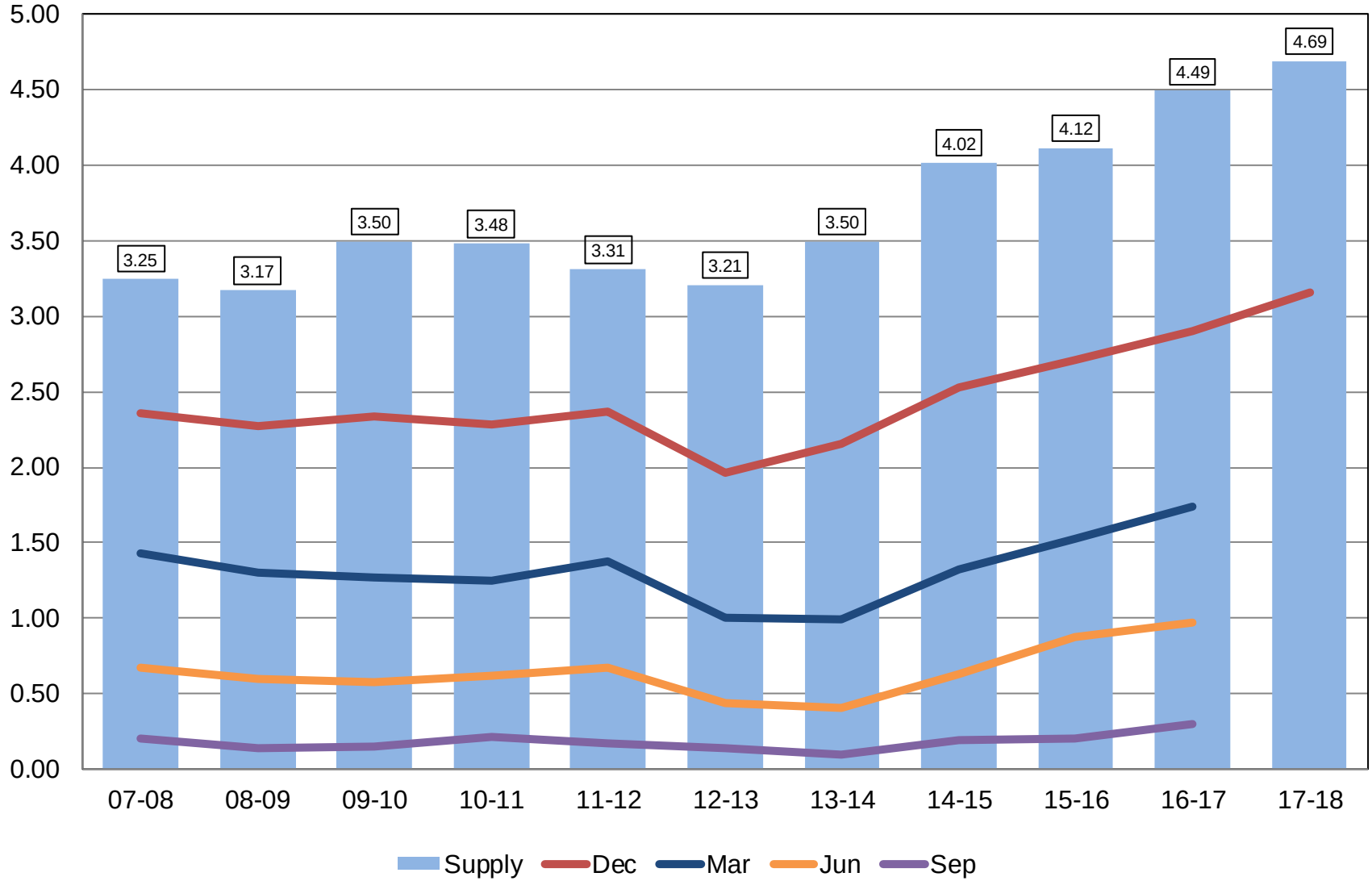

USDA-NASS
1-12-18

2017 United States Soybean Stocks
Trade Analysts Expectations vs NASS

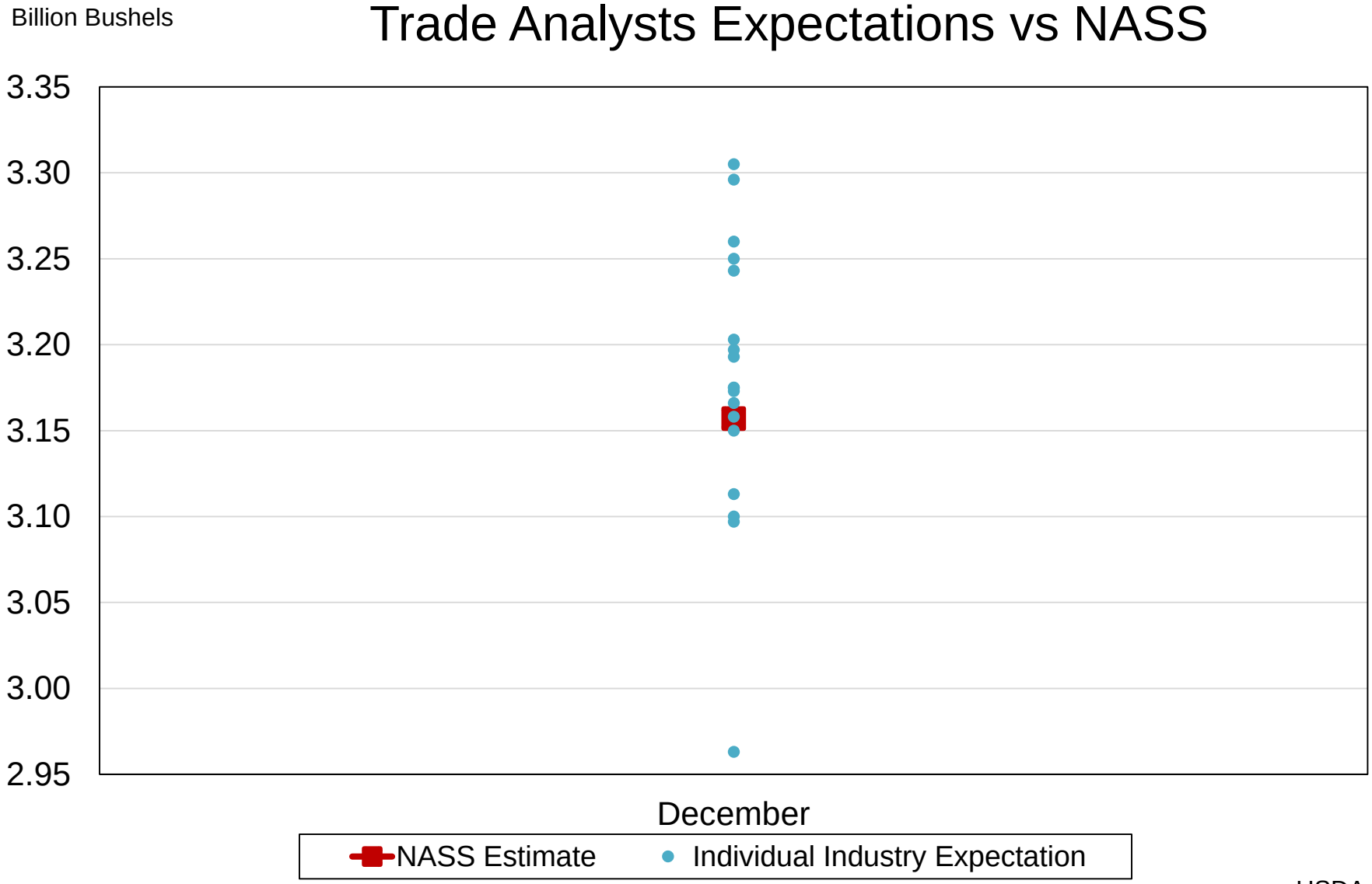

USDA-NASS
1-12-18

2017 Crop Production – Annual

Crop	Unit	January 2018	% Change From Previous Forecast	% Change From Previous Season
All Cotton				
Planted	Mil Ac	12.6	-0.1	+25.2
Harvested	Mil Ac	11.3	-0.5	+19.4
Yield	Lb/Ac	899	-0.3	+3.7
Production	Mil Bls	21.3	-0.8	+23.8
Cottonseed				
Production	Mil Tons	6.73	-0.9	+25.3

USDA-NASS
1-12-18

All Cotton Yield

United States

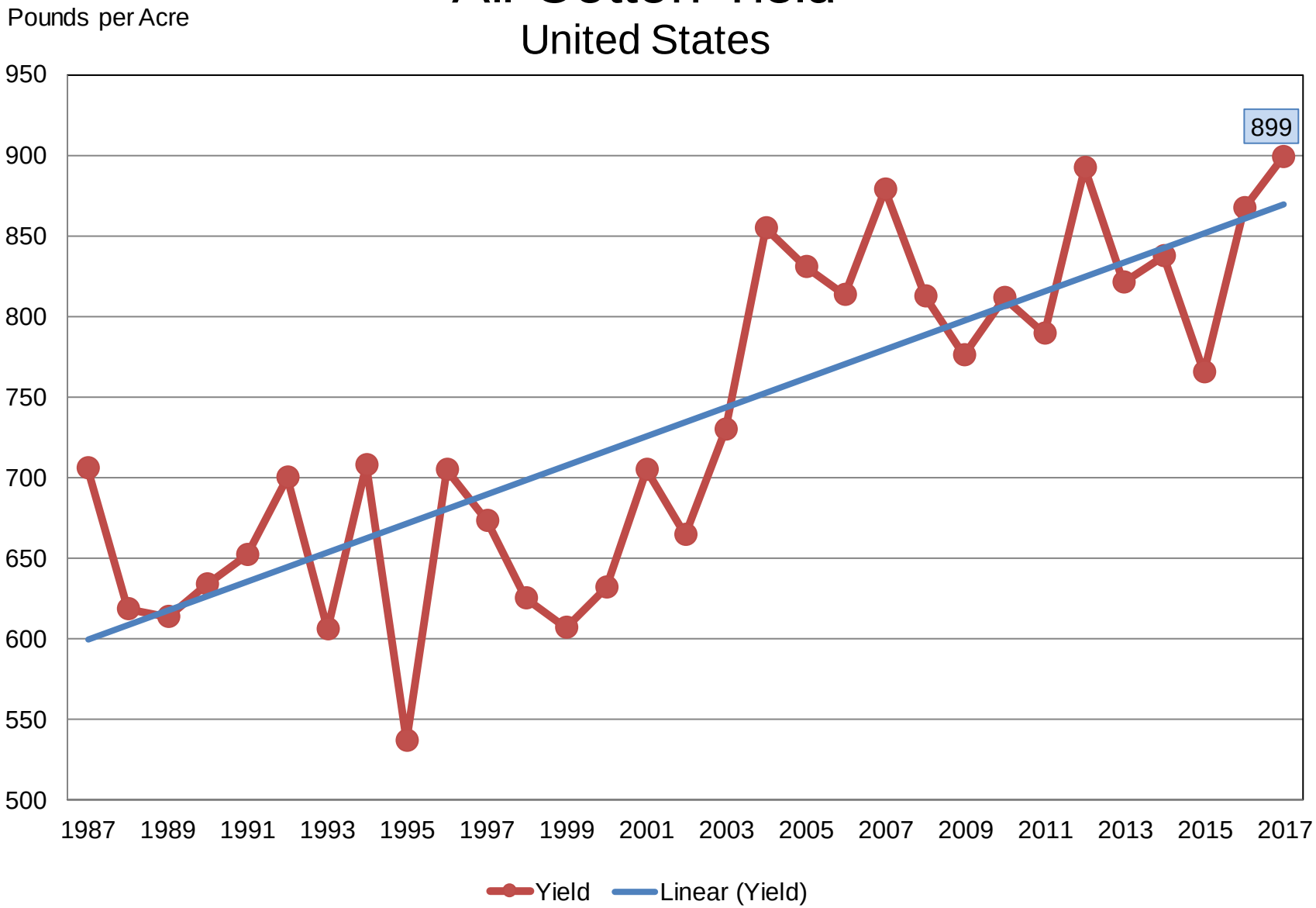

USDA-NASS
1-12-18

2017 All Cotton Yield

Pounds and Change From Previous Year

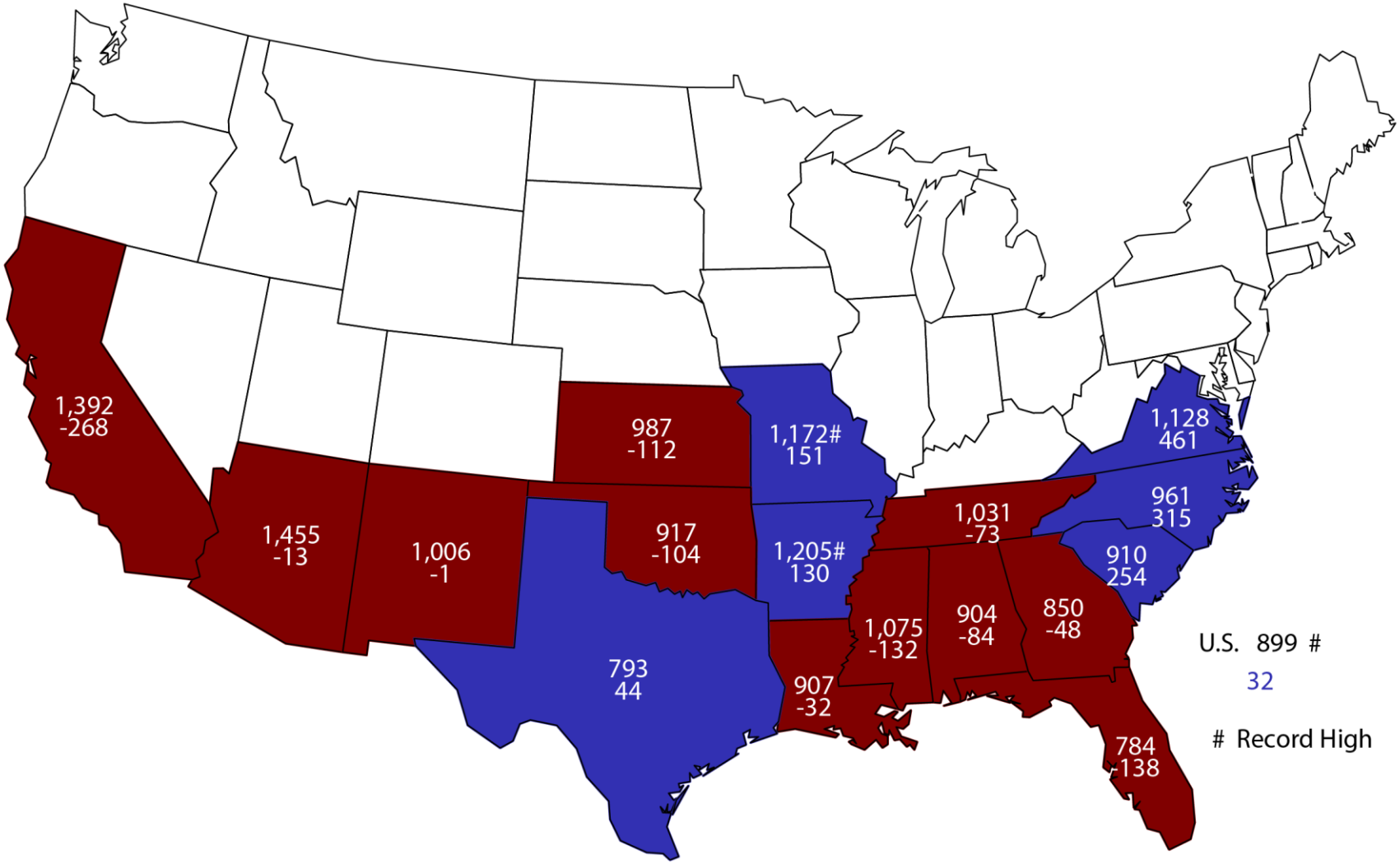

USDA-NASS
1-12-18

2017 Crop Production – Annual

Crop	Unit	January 2018	% Change From Previous Forecast	% Change From Previous Season
Sorghum				
Planted	Mil Ac	5.63	-1.5	-15.9
Harvested	Mil Ac	5.05	-0.1	-18.1
Yield	Bu/Ac	72.1	+2.4	-7.4
Production	Mil Bu	364	+2.3	-24.2
Stocks	Mil Bu	226	NA	-26.9

2017 Crop Production – Annual

Crop	Unit	January 2018	% Change From Previous Forecast	% Change From Previous Season
Rice				
Planted	Mil Ac	2.46	-1.0	-21.8
Harvested	Mil Ac	2.37	-0.7	-23.3
Yield	Lbs/Ac	7,507	+0.6	+3.7
Production	Mil Cwt	178	-0.1	-20.5
Stocks	Mil Cwt	120	NA	-25.4

USDA-NASS
1-12-18

Rough Rice Stocks

United States

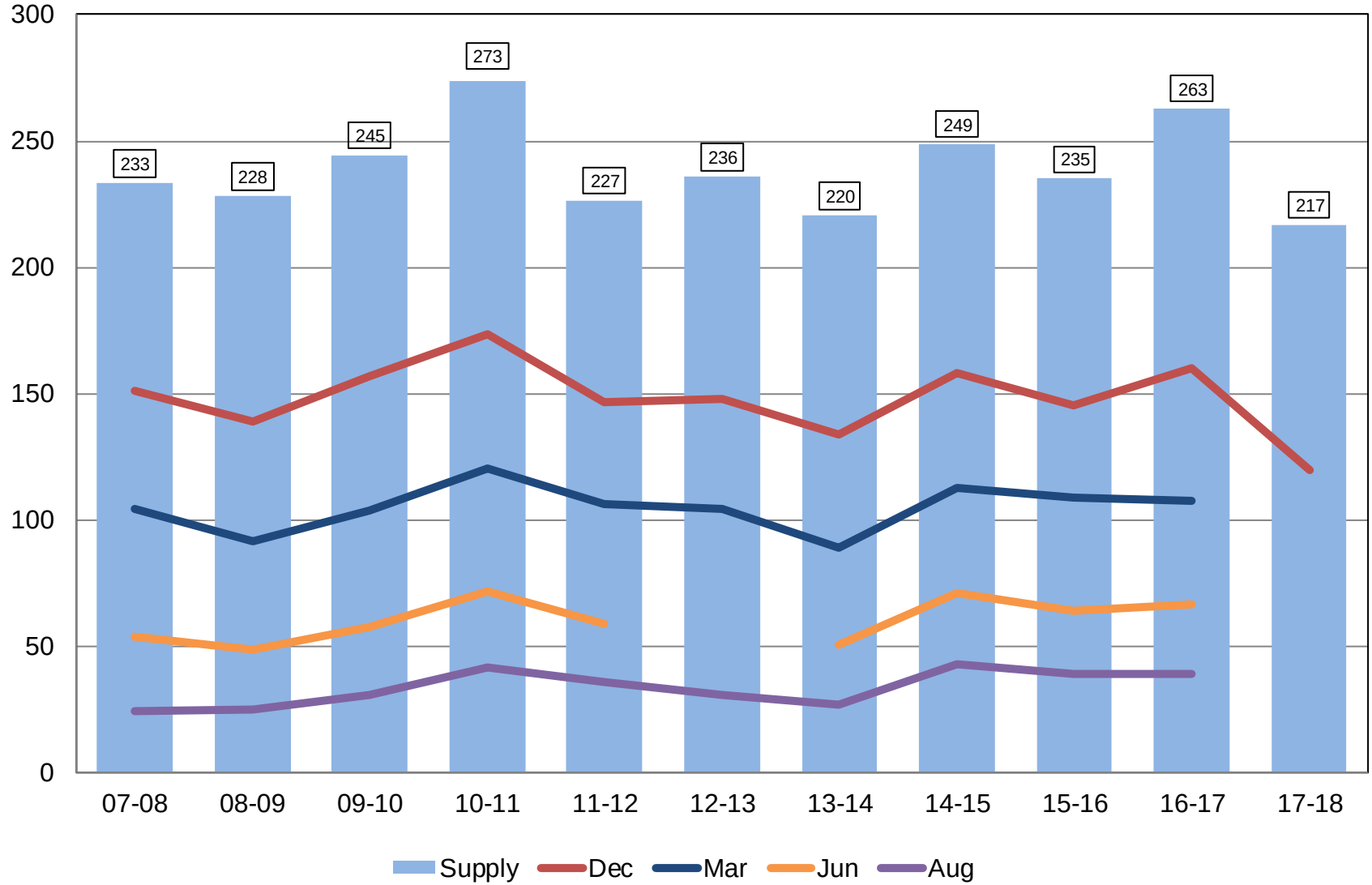

USDA-NASS
1-12-18

2017 Crop Production – Annual

Crop	Unit	January 2018	% Change From Previous Forecast	% Change From Previous Season
All Hay				
Harvested	Mil Ac	53.8	+0.5	+0.6
Yield	Tons/Ac	2.44	-0.8	-3.2
Production	Mil Tons	131	-0.3	-2.6
Stocks	Mil Tons	86.2	NA	-10.0

USDA-NASS
1-12-18

December 1, 2017 Hay Stocks/Production

Percent and Change From Previous Year

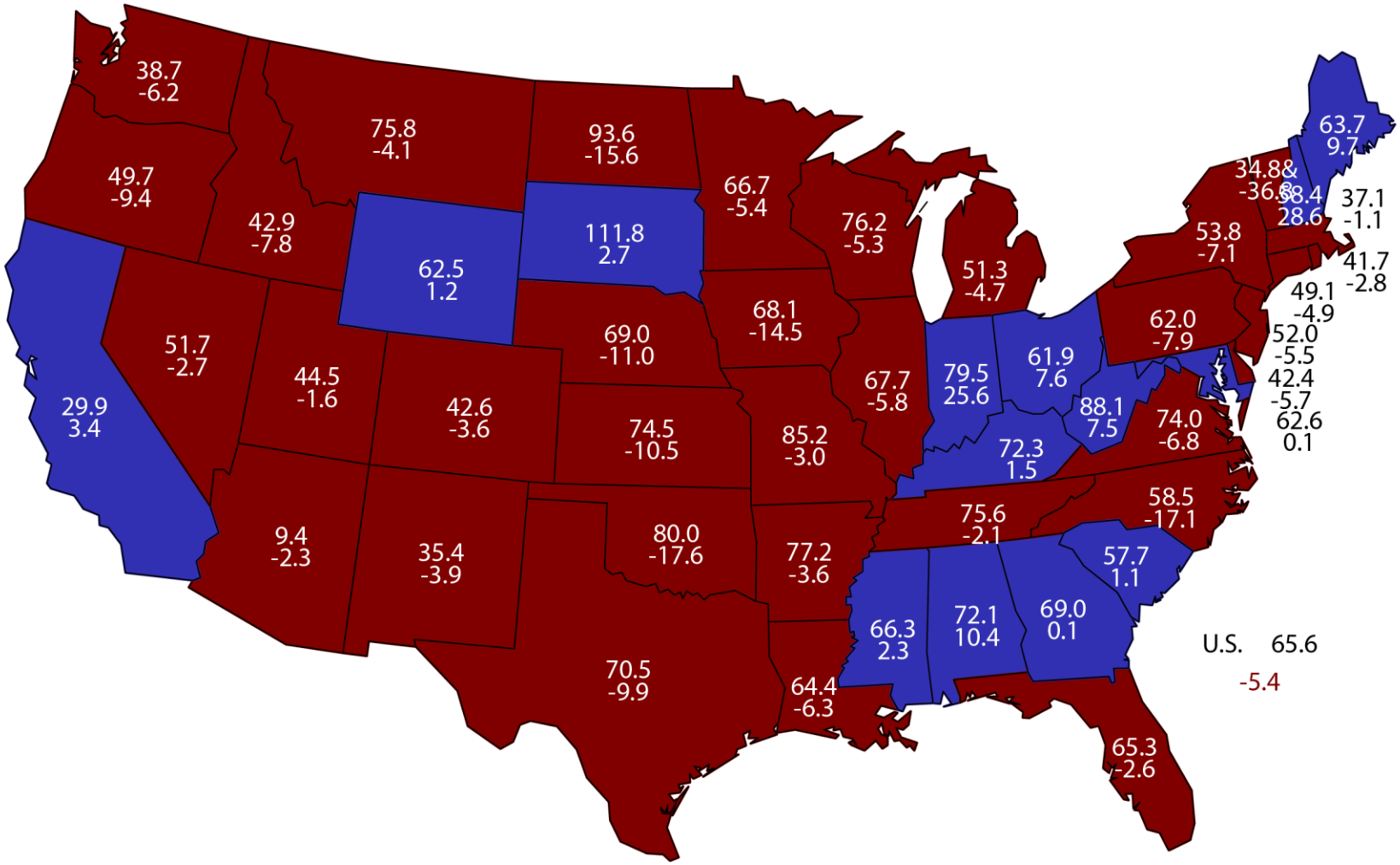

USDA-NASS
1-12-18

2017 Crop Production – Annual

Crop	Unit	January 2018	% Change From Previous Forecast	% Change From Previous Season
Production				
All Other Hay	Mil Tons	76.4	+0.7	-0.4
Alfalfa Hay	Mil Tons	55.1	-1.7	-5.5
Proso Millet	Mil Bu	14.6	NA	+16.0
Peanuts	Bil Lbs	7.23	-5.3	+29.6

USDA-NASS
1-12-18

2017 Crop Production – Annual

Crop	Unit	January 2018	% Change From Previous Forecast	% Change From Previous Season
Production				
Canola	Bil Lbs	3.12	+11.2	+1.0
Flaxseed	Mil Bu	3.84	NA	-55.6
Mustard Seed	Mil Lbs	60.3	NA	-37.4
Rapeseed	Mil Lbs	20.8	NA	+7.4
Safflower	Mil Lbs	180	NA	-17.7
Sunflowers	Bil Lbs	2.17	+19.8	-18.2

USDA-NASS
1-12-18

2017 Crop Production – Annual

Crop	Unit	January 2018	% Change From Previous Forecast	% Change From Previous Season
Production				
Sugarcane	Mil Tons	32.2	+0.4	+0.4
Sugarbeets	Mil Tons	35.3	-2.0	-4.3
All Tobacco	Mil Lbs	710	-1.9	+13.0

USDA-NASS
1-12-18

2017 Crop Production – Annual

Crop	Unit	January 2018	% Change From Previous Forecast	% Change From Previous Season
Production				
A. Winter Peas	Thou Cwt	125	-10.1	-72.8
Dry Peas	Mil Cwt	14.2	-7.7	-48.9
Dry Beans	Mil Cwt	35.8	+1.5	+24.9
Lentils	Mil Cwt	7.48	+0.3	-41.5
Wrinkled Seed	Thou Cwt	357	NA	-18.7

2017 Crop Production – Annual

Crop	Unit	January 2018	% Change From Previous Forecast	% Change From Previous Season
Production				
Potatoes	Mil Cwt	441	<+0.1	<-0.1
Sweet Potatoes	Mil Cwt	35.6	NA	+13.0
Peppermint Oil	Mil Lbs	5.78	NA	+1.1
Spearmint Oil	Mil Lbs	2.80	NA	-12.8
Taro (Hawaii)	Mil Lbs	3.69	NA	+5.2
Hops	Mil Lbs	104	NA	+19.8

USDA-NASS
1-12-18

2017 Crop Production – Annual

Crop	Unit	January 2018	% Change From Previous Estimate	% Change From Previous Year
Stocks				
All Wheat	Bil Bu	1.87	NA	-9.9
Barley	Mil Bu	155	NA	-19.4
Oats	Mil Bu	66.8	NA	-11.5

USDA-NASS
1-12-18

All Wheat Stocks

United States

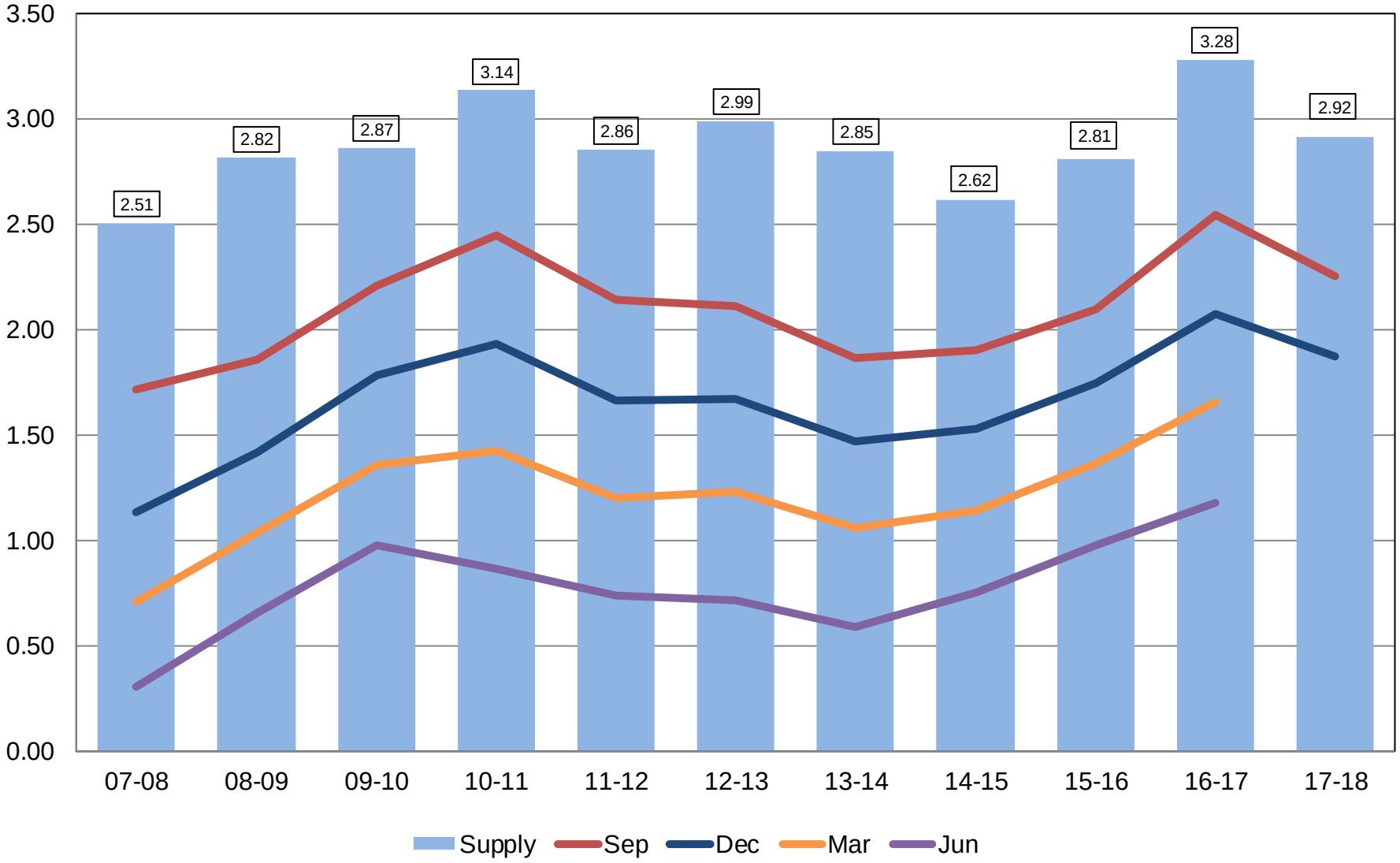

USDA-NASS
1-12-18

2017 United States All Wheat Stocks
Trade Analyst Expectations vs NASS

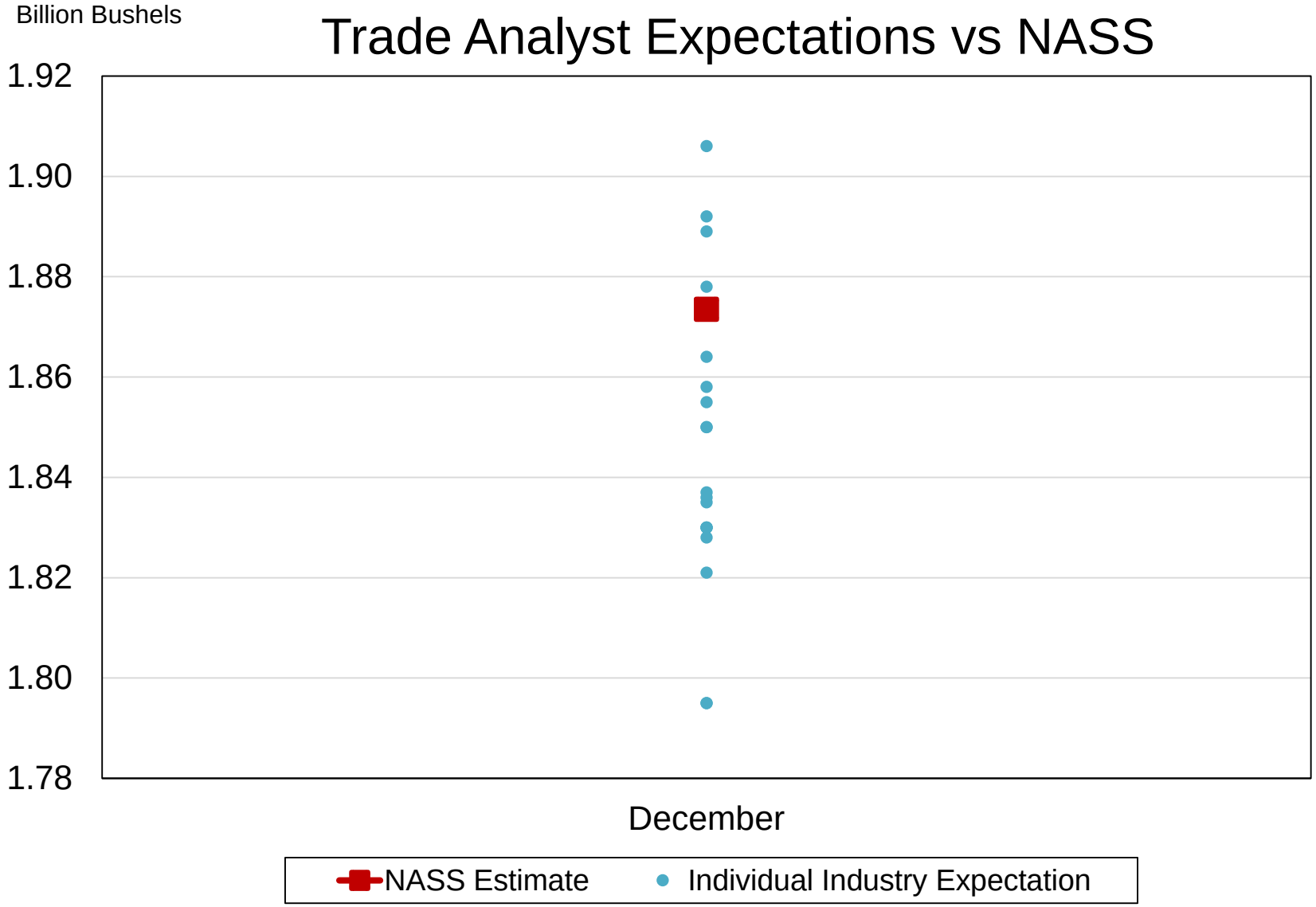

USDA-NASS
1-12-18

Winter Wheat Seedings

Crop	Unit	January 2018	% Change From Previous Forecast	% Change From Previous Season
Wheat, Winter				
Planted	Mil Ac	32.6	NA	-0.3

USDA-NASS
1-12-18

Winter Wheat Acres

United States

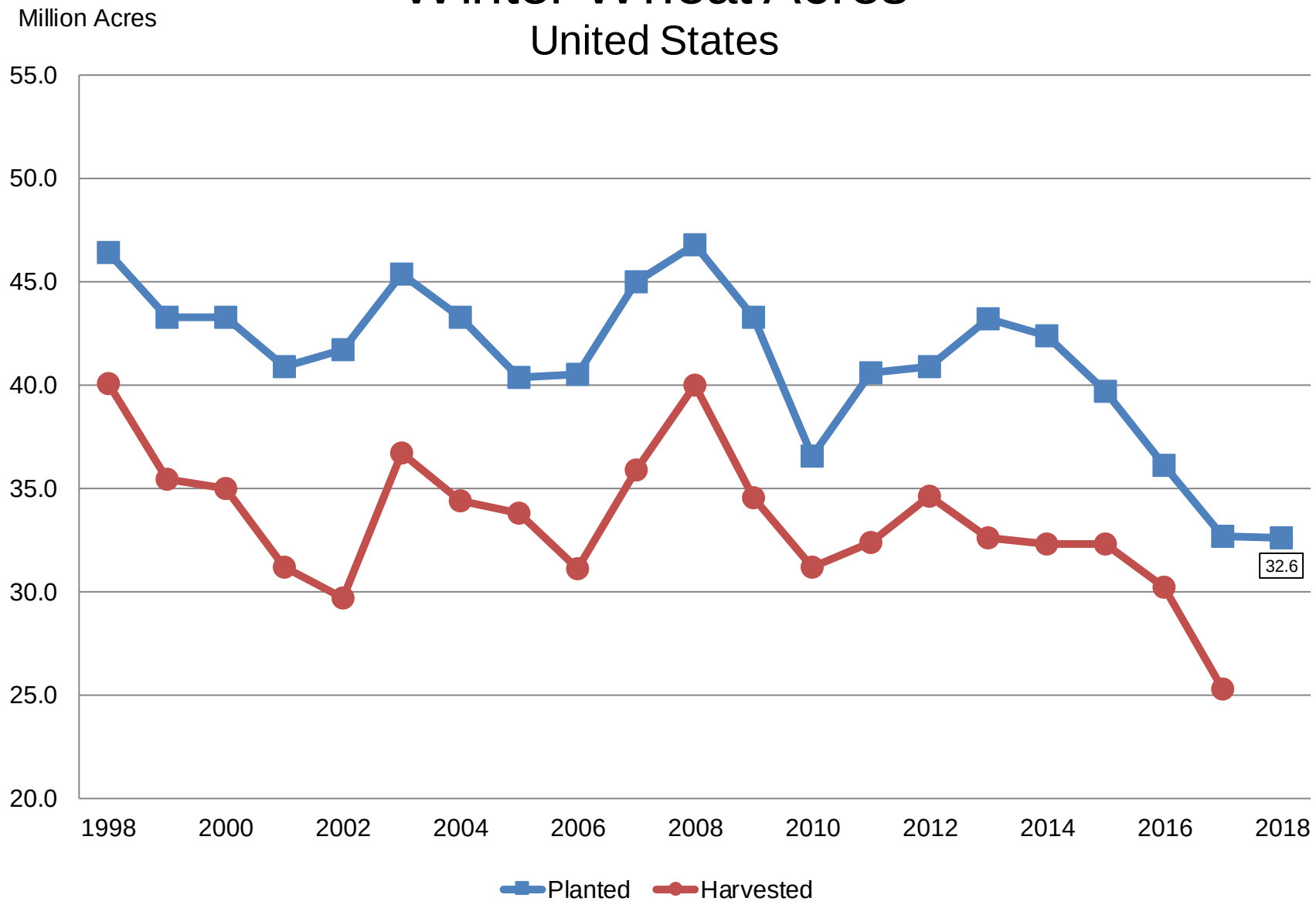

USDA-NASS
1-12-18

2018 Winter Wheat Planted Area

(000) Acres and Change From Previous Year

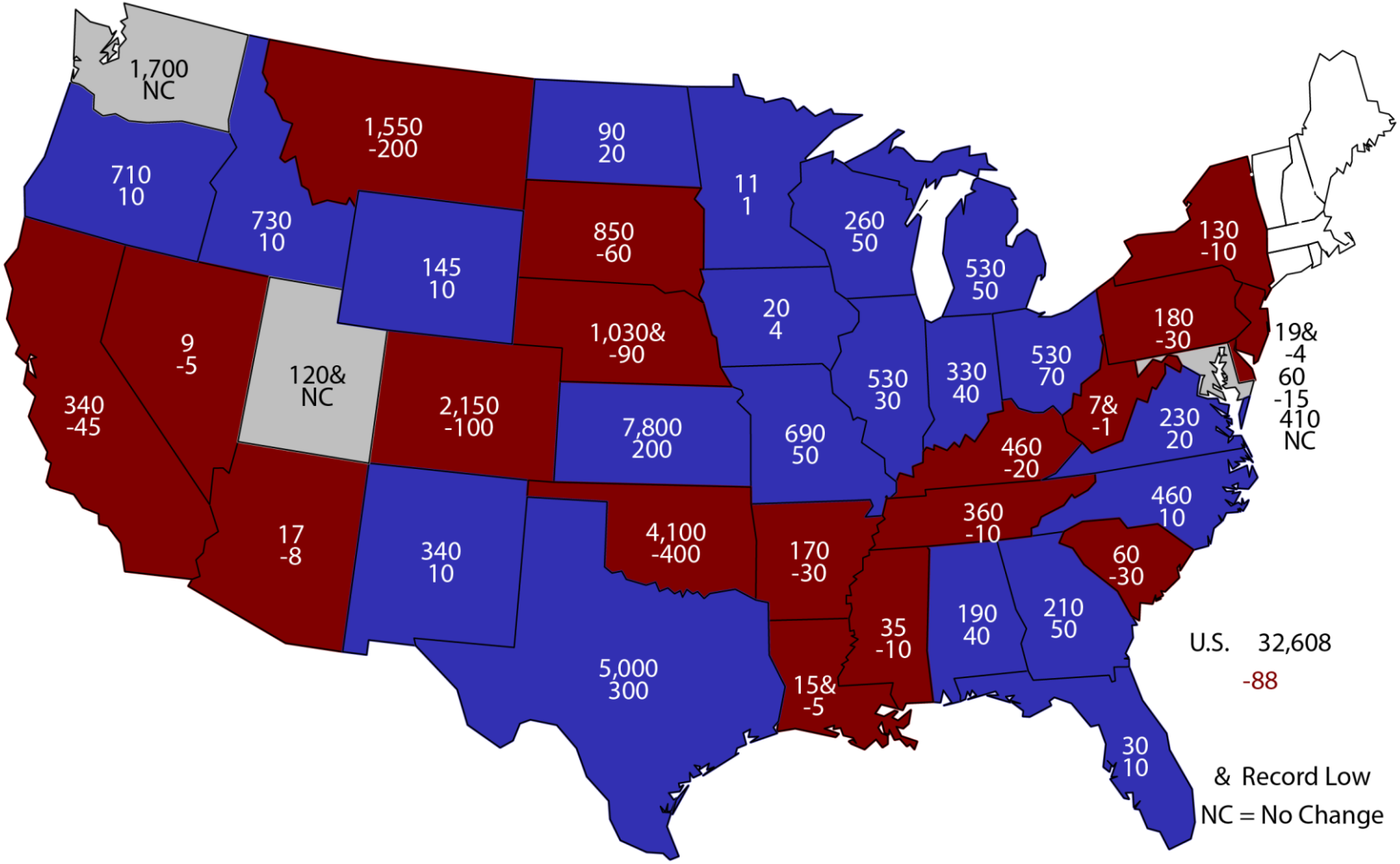

U.S. 32,608
-88

& Record Low
NC = No Change

USDA-NASS
1-12-18

2018 United States Winter Wheat Acres
Trade Analysts Expectations vs NASS

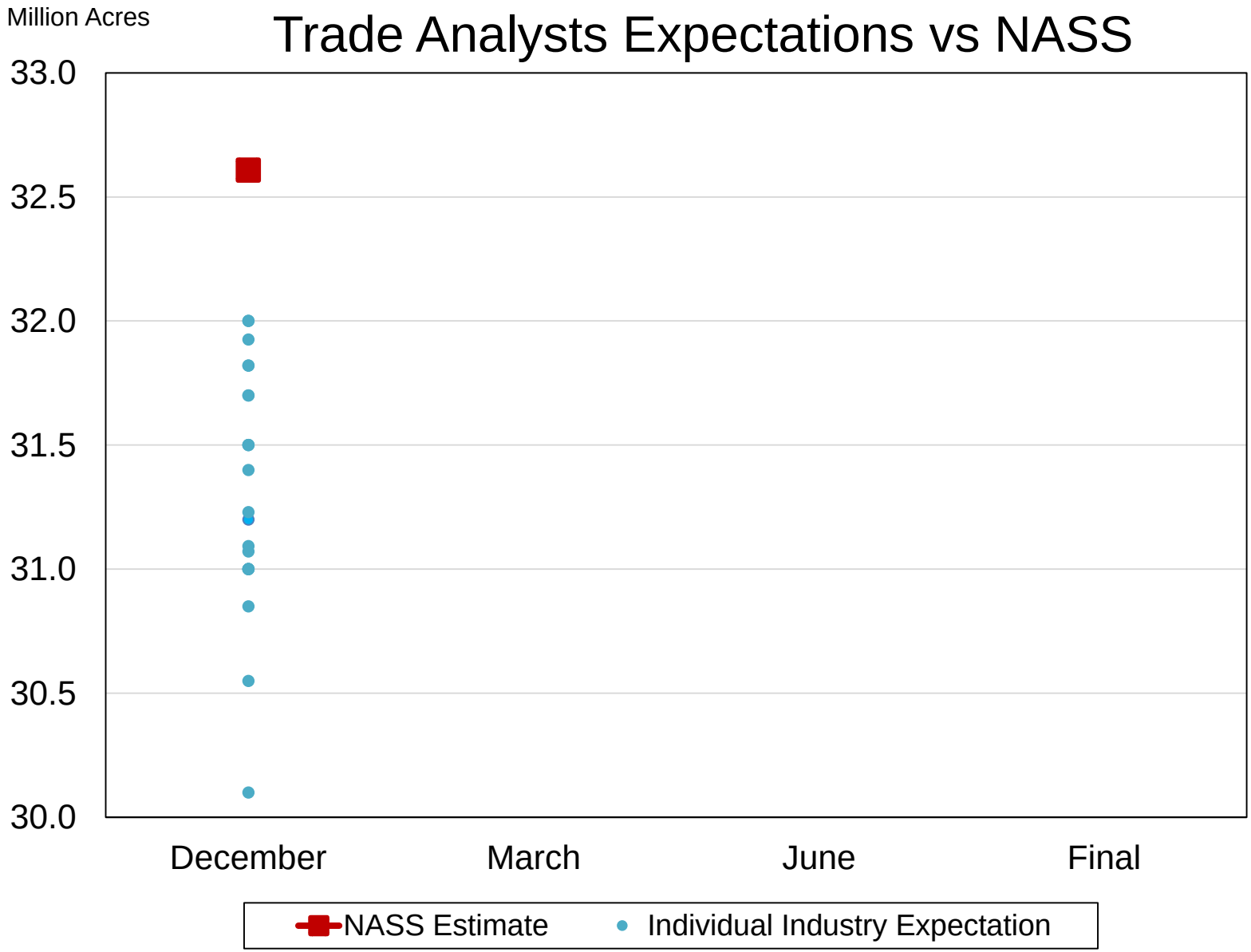

USDA-NASS
1-12-18

Survey Overview
Florida Citrus

	Objective Measurement
Survey Type	Field Measurement
Crops Included	Oranges, Grapefruit, Tangerines
Sample Size	1,732 groves
Collection Period	December 11-22

January 2018 Crop Production

Crop	Unit	January 2018	% Change From Previous Forecast	% Change From Previous Season
Production				
Oranges	Mil Tons	3.99	+0.2	-22.8
Grapefruit	Thou Tons	530	-8.3	-22.3
Lemons	Thou Tons	870	-3.8	-1.8
Tangerines & Mandarins	Thou Tons	881	-8.5	-14.7

USDA-NASS
1-12-18

Upcoming Reports

Release Date	Report Title
January 22	Cotton Ginnings
January 26	Cattle on Feed
January 30	Agricultural Prices
January 31	Cattle Sheep and Goats
February 1	CAIR: Cotton System CAIR: Fats and Oils CAIR: Flour Millings CAIR: Grain Crushings
February 8	Cotton Ginnings Crop Production
February 22	County Estimates Corn, Soybeans, Sorghum, Sunflower

USDA's 94th Annual

Agricultural Outlook Forum

THE ROOTS OF PROSPERITY

February 22-23, 2018

Crystal Gateway Marriott Hotel
Arlington, Virginia

USDA

2017 CENSUS OF AGRICULTURE

YOUR VOICE. YOUR FUTURE. YOUR OPPORTUNITY.

Respond Now

Be counted. Answers to the Census of Agriculture can help grow your farm's future, shape farm programs, and boost services for communities and the industry.

Respond Online. www.agcounts.usda.gov

For assistance completing the census, call toll-free (888) 424-7828.

www.agcensus.usda.gov

USDA

United States Department of Agriculture
National Agricultural Statistics Service

USDA-NASS
1-12-18

USDA

USDA AGRICULTURE COUNTS

Join @usda_nass using #StatChat to ask NASS's Lance Honig about the *Crop Production* and *Grain Stocks* reports.

STAT CHAT SERIES

FRIDAY, JAN 12
1PM ET

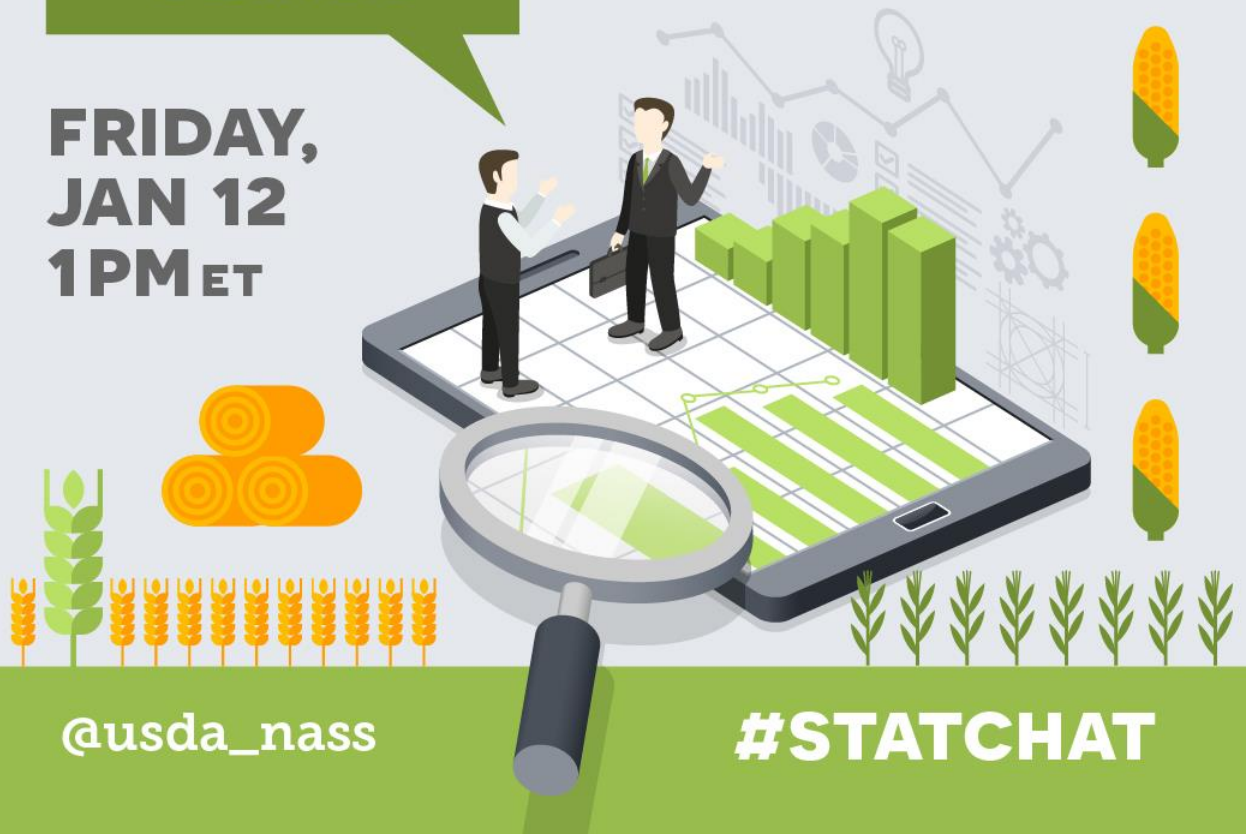

@usda_nass

#STATCHAT

AGRICULTURE COUNTS

USDA-NASS
1-12-18

United States Department of Agriculture

National Agricultural Statistics Service

All Reports Available At

www.nass.usda.gov

For Questions

202-720-2127

800-727-9540

nass@nass.usda.gov