Dear Gowan USA Customer,

At the request of Dr. Jason Norsworthy from the University of Arkansas, working in conjunction with the Arkansas Plant Board and Arkansas Department of Agriculture, the EPA has approved a FIFRA Section 18 Emergency Exemption for Rogue® SC Herbicide in the state of Arkansas until August 1, 2021 for the suppression of weedy rice in cultivated water-seeded rice fields that have economically damaging levels of weedy rice.

To support the Arkansas Section 18 Emergency Exemption, Gowan USA has constructed this Rogue SC Herbicide packet for education and training purposes.

Included in this packet you will find:

- A copy of the Rogue SC Herbicide Section 18 label
- Three copies of the 'Report of Applications under AR Section 18 Emergency Exemption' form
    - **This form MUST be completed and returned to the Arkansas Department of Agriculture within 10 days of every Rogue SC application, as outlined at the bottom of the form.**
- Two separate Rogue SC Herbicide information bulletins, one providing a general overview of Rogue SC and the other providing detailed directions for achieving suppression of weedy rice, with flood water management directions on the backside of each bulletin.
- Three copies of the Rogue SC Quick Reference Guide
    - Give one copy to the person who manages your flood water, and make sure they understand the importance of flood water management for getting the best results out of Rogue SC Herbicide.
    - Give a copy to your consultant/crop scout.
    - Keep one copy in your truck for easy and quick access when needed.

Due to the unique nature of Rogue SC having NO herbicidal activity when applied to soil or plant foliage, but rather only being active in flood water, proper flood water management is critical to the performance of Rogue SC Herbicide. **Therefore, Gowan USA is requiring all Rogue SC Herbicide customers to be trained and certified to use Rogue SC Herbicide.**

- **Rogue SC Herbicide online certification and training can be found at:**
  https://gowancompanyusa.typeform.com/to/eA0GyyEw

Thank you for your continued support of American Agriculture and Gowan USA,

Chad Dyer

Chad Dyer, Gowan USA Product Manager

(913) 202-7190

cdyer@gowanco.com

* Rogue® SC Herbicide is permitted under FIFRA Section 18 Emergency Exemption for use only in the state of Arkansas until August 1, 2021.

ROGUE® SC HERBICIDE

QUICK REFERENCE GUIDE

FOR MORE INFORMATION CONTACT

JORDAN TOMLINSON

870.919.6675 • jtomlinson@gowanco.com

Gowan® USA

GET CERTIFIED TO USE ROGUE® SC!

Training & Certification
is required to use **Rogue SC**

1. Visit the web address from your PC or mobile device.
2. Enter your contact information and watch the Rogue SC training video.
3. Answer a five question multiple choice quiz about the video.

SCAN HERE:

OR VISIT:

gowancompanyusa.typeform.com/to/eA0GyyEw

Rogue® SC is a registered trademark of Gowan Company L.L.C. Always read and follow label directions.

ROGUE SC HERBICIDE *is ONLY active in flood water, and has NO herbicidal activity when applied to dry soil or plant foliage.*

Flood Water Management Directions

- Apply **Rogue SC** into a static and permanent flood that covers the entire field.
- The permanent flood should be as deep as the rice crop is able to tolerate.
- Maintain a static flood for a minimum of 5 days before introducing more flood water

  NOTE: any areas of the field with constant water movement, such as water inlets/outlets, will experience less weed control.

What if I lose my flood after applying Rogue SC?

- Begin re-flooding as soon as possible, and before the soil surface dries, to reestablish weed control.
- Re-flood to the maximum depth the rice crop is able to tolerate, deeper flood water produces better weed control.

Suppressing Weedy Rice with Rogue SC

- Apply **Rogue SC** at 12.6 fluid ounces/acre + 1% v/v of a high quality MSO
- Weedy rice growth stage CANNOT be more than 2 leaves at the time of application
- Weedy rice must be completely submerged in the flood water at the time of application
- The 'Flood Water Management Directions' as seen above must be completely followed for weedy rice suppression

* ALL instructions listed must be followed to suppress weedy rice

Do NOT Use Rogue SC on Rice Fields:

- Where a permanent flood is not established (row rice, upland rice or, irrigated rice that is not completely flooded)
- Where a permanent flood is not intended to be maintained (alternate wetting/drying, irrigated rice that is not flooded)
- Unable to maintain a permanent flood (constantly losing and having to reapply flood water)
- With close contour levees and gravity flow irrigation
- Under any type of stress (saltwater, rice water weevil, nutrient deficiency, previous herbicide injury, hydrogen sulfide toxicity, etc.)
- Where chicken litter has been applied, as rice phytotoxicity can occur

Rogue SC will perform best on zero grade or straight levee fields with side inlet irrigation where deep water can be held for the duration of the rice crop.

* Rogue® SC Herbicide is permitted under FIFRA Section 18 Emergency Exemption for use only in the state of Arkansas until August 1, 2021.

JORDAN TOMLINSON, North Delta Sales
870.919.6675 • jtomlinson@gowanco.com

Gowan® USA

ROGUE® SC HERBICIDE

This recommendation for Rogue® SC Herbicide is permitted under FIFRA Section 18 Emergency Exemption for use only in the state of Arkansas until August 1, 2021

A Broad Spectrum, New Mode of Action Herbicide for Use in Mid-South Rice

Rogue® SC Herbicide Overview

- **Rogue SC** is based on the novel active ingredient, benzobicyclon, a HPPD inhibiting herbicide
- **Rogue SC** is the first HPPD inhibiting herbicide registered for use on rice
- **Rogue SC** is ONLY active in flood water, and has NO herbicidal activity when applied to soil or plant foliage
- **Rogue SC** is broad spectrum, controlling key grass, broadleaf, aquatic, and sedge species in rice
- **Rogue SC** will control labeled weeds that are resistant to other rice herbicides
- **Rogue SC** can be applied without risk of injury to surrounding crops

Weeds Controlled		Weeds Suppressed
California Arrowhead*	Rice Flatsedge	Barnyardgrass*,***
Ducksalad	Sedge, Smallflower Umbrella	Crabgrass*
Globe Fringerush	Sprangletop, Amazon	Weedy Rice*,***
Gooseweed**	Sprangletop, Bearded	Yellow Nutsedge*
Pickerelweed	Sprangletop, Red	*Weeds must be below the water line at time of application **Weeds controlled prior to weed emergence ***Weeds cannot exceed 2 leaf growth stage at time of application
Roundleaf Mudplantain**	Water Hyssop**	
Sedge, Annual	Winged Waterprimrose*	

Rogue® SC Application Directions

- Apply **Rogue SC** to the flood water as soon as the permanent flood is established and the water seeded rice crop has pegged and is growing upright
- Use Rate: 8.4 - 12.6 fluid ounces/acre
    - Always include a high quality MSO at 1% v/v in every Rogue SC spray application
- Flood water management is critical to the performance of Rogue SC
    - Please refer to the 'Water Management Directions' on the opposite side of this bulletin for information on how to manage flood water before and after Rogue SC applications

Jordan Tomlinson | 870.919.6675 | gowanco.com

Rogue® is a registered trademark of Gowan Company, L.L.C. Always read and follow label instructions.

Gowan USA GOWANCO.COM

ROGUE® SC HERBICIDE

This recommendation for Rogue® SC Herbicide is permitted under FIFRA Section 18 Emergency Exemption for use only in the state of Arkansas until August 1, 2021

The Importance of Water Management for Rogue® SC Herbicide

Why is Water Important to Rogue SC?

- Rogue SC active ingredient: **Benzobicyclon**
- **Benzobicyclon**, through the process of hydrolysis, converts to a HPPD inhibiting herbicide when applied to a flooded field as shown below:

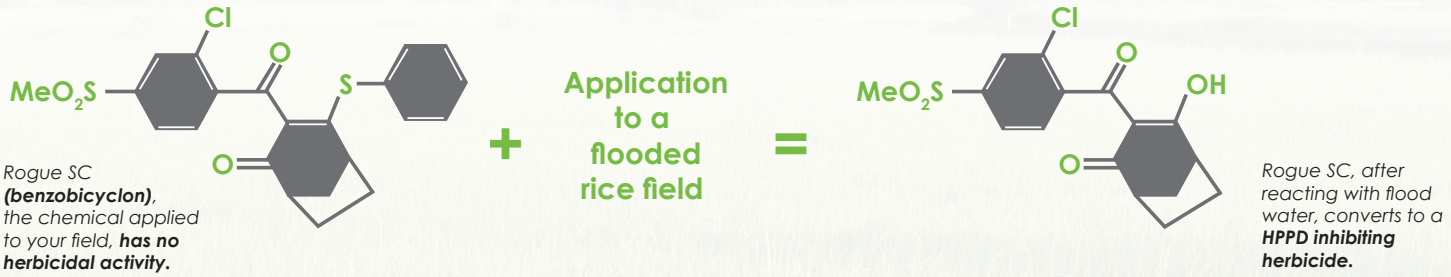

*Rogue SC **(benzobicyclon)**, the chemical applied to your field, **has no herbicidal activity.***

*Rogue SC, after reacting with flood water, converts to a **HPPD inhibiting herbicide.***

Water Management Directions

Rogue SC is ONLY active in flood water, and has NO herbicidal activity when applied to soil or plant foliage

- Apply Rogue SC into a static and permanent flood that covers the entire field
  - Any areas of the field not fully submerged under the flood water will experience NO weed control
- The permanent flood should be as deep as the rice crop is able to tolerate, better weed control will be observed in deeper flood water
  - Optimal weed control is achieved when weeds are submerged below the water line at the time of application
- Maintain a static flood for a minimum of 5 days before introducing more flood water
- Areas in the field with constant water movement, such as water inlets/outlets, will observe less weed control

What If I Lose My Flood After Applying Rogue SC Herbicide?

- Begin re-flooding as soon as possible, and before the soil surface dries, to reestablish weed control
  - If the soil surface becomes dry before a flood is reestablished, weed control will not be observed
- Re-flood to the maximum depth that the rice crop is able to tolerate, deeper flood water produces better weed control

NOTE: if the flood was lost within 5 days of application, weed control will be significantly reduced

Jordan Tomlinson
870.919.6675
gowanco.com

Rogue® is a registered trademark of Gowan Company, L.L.C. Always read and follow label instructions.

Gowan USA
GOWANCO.COM

ROGUE® SC HERBICIDE

This recommendation for Rogue® SC Herbicide is permitted under FIFRA Section 18 Emergency Exemption for use only in the state of Arkansas until August 1, 2021

For the Suppression of Weedy Rice in Cultivated Rice

ALL Instructions Listed Below Must Be Followed for the Suppression of Weedy Rice:

- Apply Rogue SC at 12.6 fluid ounces/acre with 1% v/v of a high quality MSO
- Weedy rice growth stage CANNOT be more than 2 leaves at the time of application
  - Weedy rice beyond the 2 leaf growth stage will NOT be suppressed by Rogue SC
- Weedy rice must be completely submerged in the flood water at the time of application
  - Any weedy rice plants above the water line at the time of application will NOT be suppressed by Rogue SC
- The Rogue SC 'Water Management Directions' on the opposite side of this information bulletin must be completely followed for weedy rice suppression

Importance of Weedy Rice Growth Stage for Suppression with Rogue SC

University of Arkansas, Pine Tree, AR, Dr. Jason Norsworthy

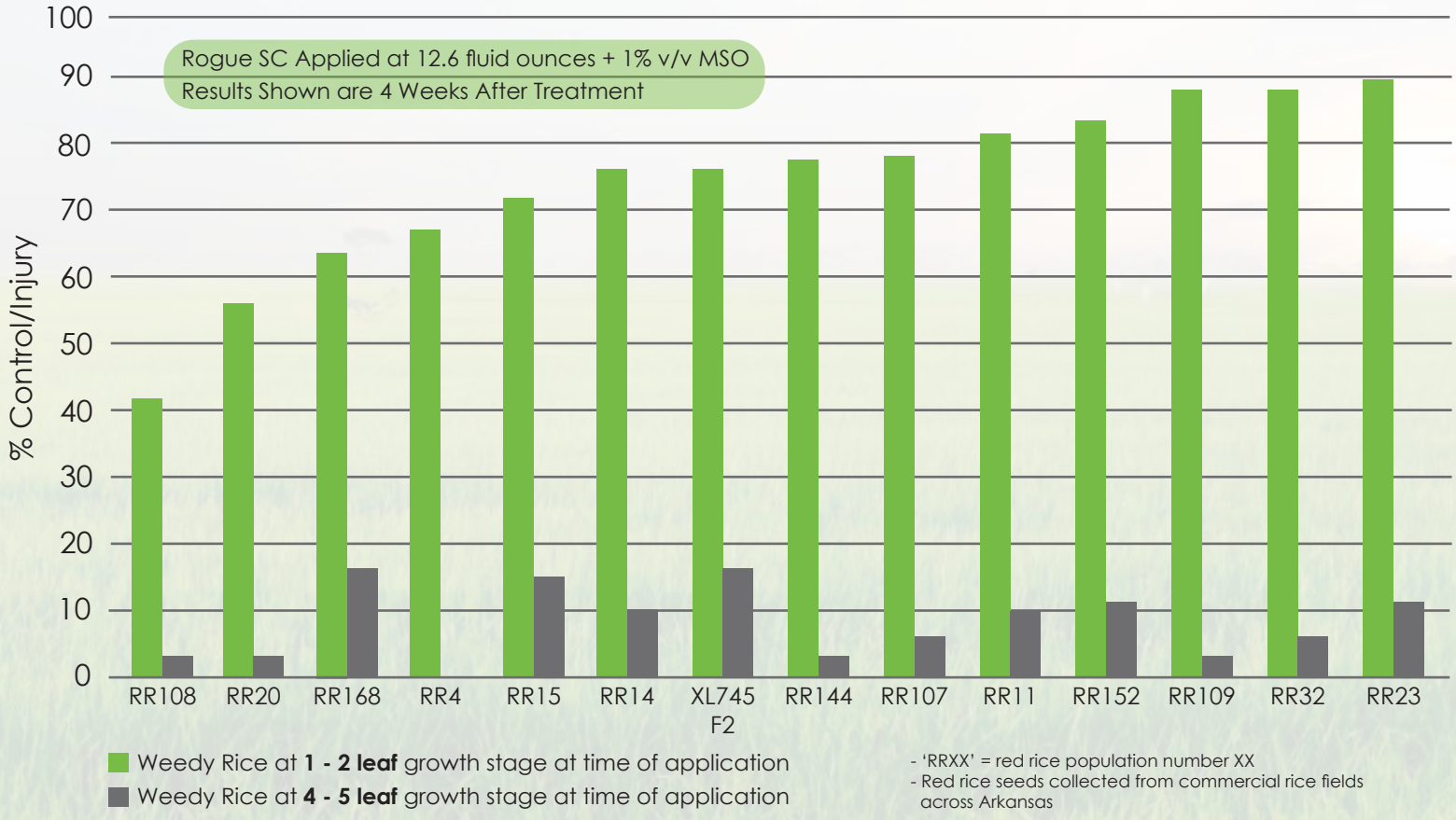

- 'RRXX' = red rice population number XX
- Red rice seeds collected from commercial rice fields across Arkansas

Jordan Tomlinson | 870.919.6675 | gowanco.com

Rogue® is a registered trademark of Gowan Company, L.L.C. Always read and follow label instructions.

Gowan® USA
GOWANCO.COM

ROGUE® SC HERBICIDE

This recommendation for Rogue® SC Herbicide is permitted under FIFRA Section 18 Emergency Exemption for use only in the state of Arkansas until August 1, 2021

The Importance of Water Management for Rogue® SC Herbicide

Why is Water Important to Rogue SC?

- Rogue SC active ingredient: **Benzobicyclon**
- **Benzobicyclon**, through the process of hydrolysis, converts to a HPPD inhibiting herbicide when applied to a flooded field as shown below:

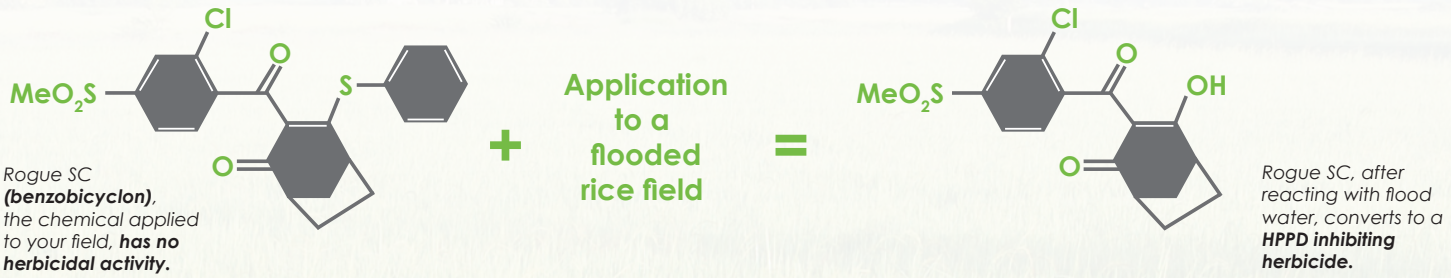

*Rogue SC **(benzobicyclon)**, the chemical applied to your field, **has no herbicidal activity.***

*Rogue SC, after reacting with flood water, converts to a **HPPD inhibiting herbicide.***

Water Management Directions

Rogue SC is ONLY active in flood water, and has NO herbicidal activity when applied to soil or plant foliage

- Apply Rogue SC into a static and permanent flood that covers the entire field
  - Any areas of the field not fully submerged under the flood water will experience NO weed control
- The permanent flood should be as deep as the rice crop is able to tolerate, better weed control will be observed in deeper flood water
  - Optimal weed control is achieved when weeds are submerged below the water line at the time of application
- Maintain a static flood for a minimum of 5 days before introducing more flood water
- Areas in the field with constant water movement, such as water inlets/outlets, will observe less weed control

What If I Lose My Flood After Applying Rogue SC Herbicide?

- Begin re-flooding as soon as possible, and before the soil surface dries, to reestablish weed control
  - If the soil surface becomes dry before a flood is reestablished, weed control will not be observed
- Re-flood to the maximum depth that the rice crop is able to tolerate, deeper flood water produces better weed control

NOTE: if the flood was lost within 5 days of application, weed control will be significantly reduced

Jordan Tomlinson
870.919.6675
gowanco.com

Rogue® is a registered trademark of Gowan Company, L.L.C. Always read and follow label instructions.

Gowan® USA
GOWANCO.COM

PLANT INDUSTRIES DIVISION

Report of Applications under AR Section 18 Emergency Exemption

Pesticide: _____

Applicator's Name: _____

Applicator's Address: _____

Farmer's Name: _____

Farmer's Address: _____

Acres Treated: _____

Pounds of Active Ingredient per Acre: _____

Location of Treated Area: _____

Date of Application: _____

Time of Application: _____

Mail reports to:
Arkansas Department of Agriculture, Pesticide Section
1 Natural Resource Drive, Little Rock, AR 72205

Fax to (501) 312-7053 or Email: brandi.reynolds@agriculture.arkansas.gov

Reports must be submitted within **10 days** of application.

BENZOBICYCLON	GROUP	27	HERBICIDE

SECTION 18 EMERGENCY EXEMPTION

FOR USE AND DISTRIBUTION ONLY WITHIN THE STATE OF ARKANSAS

FOR CONTROL OF SUSCEPTIBLE GRASS, BROADLEAF AND SEDGE WEEDS

IN WATER SEEDED RICE.

ROGUE® SC
HERBICIDE

EFFECTIVE DATE: 04-01-21
EXPIRATION DATE: 08-01-21
FILE SYMBOL: 20AR02

For selective pre-emergent and post-emergent control of susceptible grass, broadleaf and sedge weeds

Active Ingredient:	**% BY WT**
Benzobicyclon, -3-[2-chloro-4-(methylsulfonyl)benzoyl]-4-(phenylthio) bicyclo-[3.2.1]oct-3-en-2-one …….…….....35.4%	
Other Ingredients: …….…….....64.6%	
	TOTAL 100.0%

Contains 3.40 lb of active ingredient per gallon.

KEEP OUT OF REACH OF CHILDREN

CAUTION

Si usted no entiende la etiqueta, busque a alguien para que se las explique a usted en detaile.
(If you do not understand the label, find someone to explain it to you in detail.)

FIRST AID	
IF IN EYES	• Hold eye open and rinse slowly and gently with water for 15-20 minutes. • Remove contact lenses, if present, after the first 5 minutes, then continue rinsing eye. • Call a poison control center or doctor for treatment advice.
HOT LINE NUMBER	
Have the product container or label with you when calling a poison control center, doctor, or going for treatment. Contact 1-888-478-0798 for emergency medical treatment information.	

PRECAUTIONARY STATEMENTS
HAZARDS TO HUMANS AND DOMESTIC ANIMALS
CAUTION

Causes moderate eye irritation. Avoid contact with eyes or clothing. Wash hands thoroughly with soap and water after handling and before eating, drinking, chewing gum, using tobacco or using the toilet.

PERSONAL PROTECTIVE EQUIPMENT (PPE)

Applicators and other handlers must wear:

- Long-sleeved shirt and long pants
- Shoes plus socks
- Waterproof gloves

Follow the manufacturer's instructions for cleaning/maintaining PPE. If no such instructions for washables, use detergent and hot water. Keep and wash PPE separately from other laundry. When handlers use closed systems, enclosed cabs, or aircraft in a manner that meets the requirements listed in the Worker Protection Standard (WPS) for agricultural pesticides [40 CFR 170.240 (d) (4-6)], the handler PPE requirements may be reduced or modified as specified in the WPS.

EPA Reg. No. 10163-XXX
EPA Est. No.

Gowan
The Go To Company

Produced For:
Gowan Company
P.O. Box 5569
Yuma, Arizona 85366-5569

USER SAFETY RECOMMENDATIONS

Users should:

- Wash hands thoroughly with soap and water after handling and before eating, drinking, chewing gum, using tobacco or using the toilet.
- Remove clothing immediately if pesticide gets inside. Then wash thoroughly and put on clean clothing.
- Remove PPE immediately after handling this product. Wash the outside of gloves before removing. As soon as possible, wash thoroughly and change into clean clothing.

ENVIRONMENTAL HAZARDS

Except when treating rice fields as specified in the label, do not apply directly to water, to areas where surface water is present or to intertidal areas below the mean high water mark. Do not apply where runoff is likely to occur. Do not contaminate water when disposing of equipment wash waters or rinsate. Do not apply when weather conditions favor drift from the area treated. Apply this product only as specified on this label.

PRODUCT INFORMATION

ROGUE® SC is a liquid herbicide formulation for use in rice. ROGUE SC is applied post-flood as a pre and post-emergence herbicide for the selective control of susceptible grass, broadleaf and sedge weeds. ROGUE SC is a HPPD inhibitor (benzobicyclon) that controls weeds by both foliar and root uptake in the water.

Benzobicyclon is a pro-herbicide and the formulated product must be applied into flooded fields to allow for conversion to the herbicidally active ingredient. Application to dry soil will provide unsatisfactory weed control. ROGUE SC can be incorporated into a wide range of weed control programs.

DIRECTIONS FOR USE

It is a violation of Federal law to use this product in a manner inconsistent with its labeling. Read all directions for use carefully before applying.

Do not apply this product in a way that will contact workers or other persons, either directly or through drift. Only protected handlers may be in the area during application. For any requirements specific to your State or Tribe, consult the State or Tribal agency responsible for pesticide regulation

WEED RESISTANCE MANAGEMENT

For resistance management, ROGUE SC is a Group 27 herbicide. Any weed population may contain or develop plants naturally resistant to Rogue SC and other Group 27 herbicides. The resistant biotypes may dominate the weed population if these herbicides are used repeatedly in the same field. Appropriate resistance management strategies should be followed.

To delay herbicide resistance take one or more of the following steps:

- Rotate the use of Rogue SC or other Group 27 herbicides within a growing season sequence or among growing seasons with different herbicide groups that control the same weeds in a field.

- Use tank mixtures with herbicides from a different group if such use is permitted; where information on resistance in target weed species is available, use the less resistance-prone partner at a rate that will control the target weed(s) equally as well as the more resistance-prone partner. Consult your local extension service or certified crop advisor if you are unsure as to which active ingredient is currently less prone to resistance.

- Adopt an integrated weed-management program for herbicide use that includes scouting and uses historical information related to herbicide use and crop rotation, and that considers tillage (or other mechanical control methods), cultural (e.g., higher crop seeding rates; precision fertilizer application method and timing to favor the crop and not the weeds), biological (weed-competitive crops or varieties) and other management practices.

- Scout after herbicide application to monitor weed populations for early signs of resistance development. Indicators of possible herbicide resistance include: (1) failure to control a weed species normally controlled by the herbicide at the dose applied, especially if control is achieved on adjacent weeds; (2) a spreading patch of non-controlled plants of a particular weed species; (3) surviving plants mixed with controlled individuals of the same species. If resistance is suspected, prevent weed seed production in the affected area by an alternative herbicide from a different group or by a mechanical method such as hoeing or tillage. Prevent movement of resistant weed seeds to other fields by cleaning harvesting and tillage equipment when moving between fields, and planting clean seed.

- If a weed pest population continues to progress after treatment with this product, discontinue use of this product, and switch to another management strategy or herbicide with a different mode of action, if available.

- Contact your local extension specialist or certified crop advisors for additional pesticide resistance-management and/or integrated weed-management recommendations for specific crops and weed biotypes.

- For further information or to report suspected resistance, contact a Gowan Company representative at 1-800-883-1844 site.

AGRICULTURAL USE REQUIREMENTS

Use this product only in accordance with its labeling and with the Worker Protection Standard, 40 CFR Part 170. This Standard contains requirements for the protection of agricultural workers on farms, forests, nurseries, and greenhouses, and handlers of agricultural pesticides. It contains requirements for training, decontamination, notification, and emergency assistance. It also contains specific instructions and exceptions pertaining to the statements on this label about personal protective equipment (PPE) and restricted-entry interval. The requirements in this box only apply to uses of this product that are covered by the Worker Protection Standard.

DO NOT enter or allow worker entry into treated areas during the restricted entry interval (REI) of 12 hours.

PPE required for early entry to treated areas that is permitted under the Worker Protection Standard and that involves contact with anything that has been treated, such as plants, soil, or water, wear:

- Long-sleeved shirt and long pants
- Waterproof gloves
- Shoes plus socks

APPLICATION EQUIPMENT AND INSTRUCTIONS

Ground Application:

Apply ROGUE SC in a spray volume that ensures thorough and uniform coverage. Use of 10-15 or more gallons of water per acre is recommended. Choose nozzles that provide optimum spray distribution and coverage to the target area at the appropriate pressure (psi). Avoid streaking, skips, overlaps, and spray drift during application. Thoroughly clean equipment prior to mixing spray solution.

Aerial Application:

Apply this product or approved tank mixtures with properly calibrated equipment in 5-10 gallons of water per acre. Thoroughly clean equipment prior to mixing spray solution. Avoid streaking, skips, overlaps, and spray drift during applications.

SPRAY DRIFT ADVISORIES

- THE APPLICATOR IS RESPONSIBLE FOR AVOIDING OFF-SITE SPRAY DRIFT.
- Be aware of nearby Non-Target sites and environmental conditions.
- IMPORTANCE OF DROPLET SIZE
  An effective way to reduce spray drift is to apply large droplets. Use the largest droplets that provide target pest control. While applying larger droplets will reduce spray drift, the potential for drift will be greater if applications are made improperly or under unfavorable environmental conditions.
- Controlling Droplet Size – Ground Boom
  - Volume - Increasing the spray volume so that larger droplets are produced will reduce spray drift. Use the highest practical spray volume for the application. If a greater spray volume is needed, consider using a nozzle with a higher flow rate.
  - Pressure - Use the lowest spray pressure recommended for the nozzle to produce the target spray volume and droplet size.
  - Spray Nozzle - Use a spray nozzle that is designed for the intended application. Consider using nozzles designed to reduce drift.
- Controlling Droplet Size – Aircraft
  - Adjust Nozzles - Follow nozzle manufacturers recommendations for setting up nozzles. Generally, to reduce fine droplets, nozzles should be oriented parallel with the airflow in flight.
- BOOM HEIGHT – Ground Boom (note to registrants: remove if ground boom is prohibited on product labels) Use the lowest boom height that is compatible with the spray nozzles that will provide uniform coverage. For ground equipment, the boom should remain level with the crop and have minimal bounce.
- RELEASE HEIGHT - Aircraft (note to registrants: remove if aerial application is prohibited on product labels) Higher release heights increase the potential for spray drift. When applying aerially to crops, do not release spray at a height greater than 10 ft. above the crop canopy, unless a greater application height is necessary for pilot safety.
- SHIELDED SPRAYERS - Shielding the boom or individual nozzles can reduce spray drift. Consider using shielded sprayers. Verify that the shields are not interfering with the uniform deposition of the spray on the target area.
- TEMPERATURE AND HUMIDITY - When making applications in hot and dry conditions, use larger droplets to reduce effects of evaporation.
- TEMPERATURE INVERSIONS - Drift potential is high during a temperature inversion. Temperature inversions are characterized by increasing temperature with altitude and are common on nights with limited cloud cover and light to no wind. The presence of an inversion can be indicated by ground fog or by the movement of smoke from a ground source or an aircraft smoke generator. Smoke that layers and moves laterally in a concentrated cloud (under low wind conditions) indicates an inversion, while smoke that moves upward and rapidly dissipates indicates good vertical air mixing. Avoid applications during temperature inversions.
- WIND - Drift potential generally increases with wind speed. AVOID APPLICATIONS DURING GUSTY WIND CONDITIONS. Applicators need to be familiar with local wind patterns and terrain that could affect spray drift."
- Engineering Controls Statements - Pilots must use an enclosed cab that meets the definition listed in the WPS for agricultural pesticides [40 CFR 170.305]."

RICE CULTIVARS

ROGUE SC has been tested on a wide range of rice cultivars. Use care when using ROGUE SC on newly developed rice cultivars until a tolerance to ROGUE SC has been determined. Consult your Agricultural Extension Specialist or Gowan Representative for more information.

REPLANTING INSTRUCTIONS

If initial planting of rice fails to produce a uniform stand, rice may be replanted in fields treated with ROGUE SC. Do not apply a second application of ROGUE SC to fields that have been previously treated with ROGUE SC. Do not replant any treated fields with any crop other than rice.

ADJUVANTS

Methylated Seed Oils (MSO) and/or MSO Blends are recommended with ROGUE SC and are preferred over NIS and COC. Add MSO and/or MSO BLENDS to the spray mixture at 1% v/v concentration (1 gal per 100 gal of spray solution). Use a high quality MSO and/or MSO BLEND. Refer to the specific crop use direction and restrictions before adding MSO and/or MSO BLEND based adjuvant to the spray mixture.

Nonionic Surfactants (NIS) and Crop oil concentrates (COC) can be used with ROGUE SC if required by the tank mix partner.

TANK MIXING FOR WATER SEEDED RICE

It is recommended to tank mix ROGUE SC with Gambit® or Permit Plus® to improve the control of certain weeds, such as barnyardgrass, hemp sesbania, jointvetch and yellow nutsedge.

It is the pesticide user's responsibility to ensure that all products are registered for the intended use. Read and follow the applicable restrictions and limitations and directions for use on all product labels involved in tank mixing. Users must follow the most restrictive of the labeling limitations and precautions of all products used in mixtures.

Unless stated in the "Application Instructions" section or allowed by supplemental labeling, tank mix combinations have not been evaluated and are the user's responsibility. Refer to the companion product label for use instructions, additive requirements, weeds controlled, the size range of weeds that should be treated, and application restrictions. It is recommended that tank mixtures should be evaluated for miscibility and crop safety on a small test area prior to use. Tank mixtures should not be applied when the plants are under stress due to drought, low fertility (especially low nitrogen levels) or other poor growing conditions.

MIXING INSTRUCTIONS

Fill the spray tank to about 3/4 of the desired volume and begin agitation. Add the labeled amount of ROGUE SC. Complete the filling process while maintaining agitation. Remove the hose from the mixing tank immediately after filling to avoid siphoning back into the carrier source. Add the adjuvant as the last ingredients in the tank. Spray solutions should be applied within 24 hours after mixing. When mixing compatible pesticides of different formulations there is a general mixing order that minimizes the likelihood of pesticides inter-reacting with each other. From mixing first to last, mix: Wettable Powders, Dispersible Granules, Flowables, Emulsifiable Concentrates followed by adjuvants. The mixture should be agitated after each addition.

SPRAYER TANK CLEANOUT

To avoid injury to desirable crops, clean all mixing and spray equipment before and immediately following applications of ROGUE SC as follows:

1. Drain tank; thoroughly rinse spray tank, boom, and hoses with clean water. Remove the nozzles and screens and clean separately in a bucket containing agent and water. Loosen and physically remove any visible deposits.
2. Fill the tank with clean water and 1 gal of household ammonia* (containing 3% ammonia) for every 100 gal of water. Flush the hoses, boom, and nozzles with the cleaning solution. Then add more water to completely fill the tank. Circulate the cleaning solution through the tank and hoses for at least 15 minutes. Again flush the hoses, boom, and nozzles with the cleaning solution and then drain the tank.
3. Remove the nozzles and screens and clean separately in a bucket containing agent and water.
4. Repeat step 2.
5. Rinse the tank, boom, and hoses with clean water.
6. The rinsate may be disposed of on-site or at an approved disposal facility.

* Equivalent amount of an alternate strength ammonia solution can be used in the clean out procedure. Carefully read and follow the individual cleaner instructions.

FOR OPTIMUM RESULTS ON WATER SEEDED RICE

Apply ROGUE SC as a pre-emergence or post-emergence to an established flood as a pegging or later application where the flood is intended to be held for the duration of the rice crop. Optimum results are obtained when targeted weeds are submerged at the time of application and remain submerged. The level of weed control following ROGUE SC application is dependent upon application rate and timing relative to weed emergence, weed species, size and infestation intensity at time of application, and growing conditions. ROGUE SC will inhibit germination of weeds and cause bleaching and subsequent death of susceptible species that are emerged. Complete control typically occurs within 7 to 21 days depending on the weed species, size and temperature. Side-inlet irrigation and zero-grade bays are ideal for maintaining herbicide distribution within each bay of a rice field. Avoid the use of ROGUE SC on fields with gravity irrigation and short distances between levees. If the flood is lost following application of Rogue SC, re-establish the flood before the soil dries to reduce loss of herbicidal activity.

PREEMERGENCE WEED CONTROL:

- Apply ROGUE SC as soon as a pinpoint flood is established and rice is rooted and growing erect.
- With applications later than pinpoint, apply ROGUE SC as soon as a stable 3 - 4 inch flood is established
- Maintaining a deep and stable flood enhances the herbicidal activity of ROGUE SC.

POSTEMERGENCE WEED CONTROL:

- Apply ROGUE SC to weeds that are submerged at the time of application.
- Barnyardgrass *(Echinochloa crus-galli)* must be submerged and < 2 leaves at the time of application for optimal suppression.
- Maintaining a deep and stable flood enhances the postemergence activity of ROGUE SC.
- Tank mixing GAMBIT or PERMIT PLUS herbicide with ROGUE SC enhances control of barnyardgrass, and will control yellow nutsedge *(Cyperus esculentus)*, hemp sesbania *(Sesbania herbacea)* and jointvetch *(Aeschynomene spp.)*
- Tank mixing Clincher®, Grasp®, Facet® or Regiment® with ROGUE SC enhances control of barnyardgrass in conventional and herbicidal tolerant rice.
- Tank mixing Beyond® with ROGUE SC enhances control of barnyardgrass in Clearfield® rice.
- Tank mixing Provisia® with ROGUE SC enhances control of barnyardgrass in Provisia® rice.
- Tank mixing Postscript® with ROGUE SC enhances control of barnyardgrass in FullPage® rice.

APPLICATION INSTRUCTIONS FOR WATER SEEDED RICE

CROP	RATE OZ/A	WEEDS CONTROLLED/SUPPRESSED	DIRECTIONS FOR USE
WATER SEEDED RICE	8.4 - 12.6	**CONTROLLED:** Ducksalad *(Heteranthera limosa)* Smallflower umbrella sedge *(Cyperus difformis)* Annual sedge or Rice flatsedge *(Cyperus iria)* Bearded sprangletop *(Leptochloa fascicularis)* Amazon sprangletop *(Leptochloa panicoides)* Red sprangletop *(Leptochloa panicea)* Water hyssop *(Bacopa spp.)* Roundleaf mudplantain *(Heteranthera reniformis)* California arrowhead *(Sagittaria montevidensis)* Winged waterprimrose *(Ludwigia decurrens)* Globe fringerush *(Fimbristylis miliacea)* Gooseweed *(Sphenoclea zeylanica)* Pickerelweed *(Pontederia cordata)* **SUPPRESSED:** Barnyardgrass *(Echinochloa crus-galli)* Yellow nutsedge *(Cyperus esculentus)* Crabgrass (Digitaria sanguinalis) Weedy Rice*	Apply ROGUE SC to water-seeded rice as a pre-emergence or post-emergence to an established flood as a pegging or later application where the flood is intended to be held for the duration of the rice crop. Optimum results are obtained when targeted weeds are submerged at the time of application and remain submerged. Apply ROGUE SC by air with properly calibrated equipment in 5-10 gallons of water per acre or by ground with properly calibrated equipment in 10-15 or more gallons of water per acre. Herbicidal activity of ROGUE SC may be reduced for difficult to control weeds if the flood is lost following application. If the flood is lost following application of ROGUE SC, re-establish the flood before the soil dries to reduce loss of herbicidal activity. Barnyardgrass *(Echinochloa crus-galli)* must be submerged and < 2 leaves at the time of application for optimal suppression.

USE PRECAUTIONS:

- Refer to the companion product label for use instructions, additive requirements, weeds controlled, the size range of weeds that should be treated, and application restrictions.
- Not all tank-mix combinations have been evaluated and are the user's responsibility.
- It is recommended that tank mixtures should be evaluated for miscibility and crop safety on a small test area prior to use.
- Tank mixtures should not be applied when the plants are under stress due to drought, low fertility or other poor growing conditions.
- Application of ROGUE SC to injured or stressed rice may result in crop injury.
- Phytotoxicity may occur if ROGUE SC herbicide is applied following an application of chicken litter.

USE RESTRICTIONS:

- Do not apply more than 12.6 oz of ROGUE SC per acre per year.
- Do not apply more than 1 application of ROGUE SC per acre per year.
- Do not apply ROGUE SC by air when wind velocity exceeds 10 mph.
- Do not apply ROGUE SC within 50 feet of any sensitive crop.
- Direct application to ditches used to transport irrigation water is prohibited.
- Do not apply under conditions that would allow ROGUE SC to come into contact with adjacent crops other than rice by drift as injury may occur.
- Do not harvest rice that has been treated with ROGUE SC within 60 days of application (PHI 60 days).
- Do not apply where runoff or irrigation water may flow directly onto agricultural land other than rice fields.
- Do not apply this product through any type of irrigation system.
- Do not fish or commercially grow fish, shellfish or crustaceans on treated acres during the year of treatment.
- This product is not intended for use in manufacturing or reformulation.
- Do not use water from fields treated with ROGUE SC for irrigation of other crops.
- Do not use on wild rice.

WATER MANAGEMENT GUIDELINES

Water management is critical to the success of ROGUE SC. For best performance, ROGUE SC should be applied into a deep, (3 - 4 inch) static and permanent flood. If the flood is lost within 5 days after application weed control will be reduced. If the flood is lost after 5 days, reestablish the flood before the soil dries to prevent loss of weed control. The longer the flood is held following application of ROGUE SC, the better the observed weed control.

*Refer to the **WEEDY RICE DIRECTIONS FOR USE** section of this label for specific use directions.

WEEDY RICE DIRECTIONS FOR USE

Weedy rice is defined as any rice that emerges in the planted rice crop and competes with the planted rice. Weedy rice includes red rice, out-crossed rice, and volunteer rice from previous crops.

- ROGUE SC herbicide should not be considered a stand-alone product for weedy rice control.
- ROGUE SC herbicide can be an effective component of a weedy rice control program in water-seeded culture.

A weedy rice control program that precedes an application of ROGUE SC herbicide is intended to delay or injure the weedy rice such that a growth stage differential is created between the planted rice and the weedy rice. Small weedy rice that is submerged by the flood is most susceptible to ROGUE SC herbicide. Any programs that selectively injure or delay development of weedy rice can be benefited by the addition of ROGUE SC herbicide as a post-flood application.

ROGUE SC IN WATER-SEEDED RICE

ROGUE SC herbicide can be effective for weedy rice control where a growth differential has been created between the planted rice and the weedy rice. Pre-germinated seed or the use of pin-point flood culture can be effectively used to create this differential in growth stage.

Directions for use in pin-point flooded water-seeded rice:
Apply ROGUE SC herbicide into the flood as soon as the planted rice crop has “pegged” and is upright with at least one leaf. Following application of ROGUE SC herbicide, hold the flood as long and as deep as the rice will allow.

Use restrictions:
Existing weedy rice must be effectively removed prior to seeding of the field.
Cultivated rice must have at least one leaf and be standing upright at the time of ROGUE SC application.

Directions for use in delayed flooded water-seeded rice:
Pre-germinated seed or dry seed should be flown onto a flooded field followed by draining the flood to allow rice to peg. If the flood is delayed until the soil is aerobic, a pre-flood herbicide must be applied to inhibit germination and emergence of weedy rice. Following application of Rogue SC herbicide, hold the flood as long and as deep as the rice will allow.

Use restrictions:
Cultivated rice must have at least one leaf and be standing upright at the time of ROGUE SC application.

Water management guidelines for continuous flood, pin-point and delayed flooded rice culture:
ROGUE SC should be applied into a static and permanent flood. Increase the flood depth as the growth stage of the rice will allow. If the flood is lost within 5 days after application weed control will be reduced. If the flood is lost, re-establish the flood before the soil dries to minimize the loss of weed control. The longer and deeper the flood is held following application of ROGUE SC, the better the observed weed control.

ROGUE SC FOR USE WITH PROVISIA RICE

ROGUE SC can be effective in controlling weedy rice that escaped the pre-flood applications of Provisia, was germinated but not emerged at the time the pre-flood application was made, or germinated subsequent to the second Provisia application.

An alternative approach with Provisia rice is to apply ROGUE SC herbicide in a post-flood tank-mix with Provisia herbicide. Provisia herbicide is effective against grasses and weedy rice that are emerged from the flood while ROGUE SC herbicide is effective against weedy rice and grasses below the surface of the flood.

ROGUE SC AS PART OF RESISTANCE MANAGEMENT

ROGUE SC herbicide can be part of an effective resistance management strategy for Provisia, Clearfield and FullPage rice, providing a novel and alternative mode of action for weedy rice control. ROGUE SC can be effective in controlling weedy rice that escaped the pre-flood applications of Beyond or Postscript, was germinated but not emerged at the time the pre-flood application was made, or germinated subsequent to the pre-flood application.

STORAGE AND DISPOSAL

DO NOT contaminate water, food, or feed by storage or disposal.
PESTICIDE STORAGE: Store in a cool place.
PESTICIDE DISPOSAL: Pesticide wastes are toxic. Improper disposal of excess pesticide, pesticide spray or rinsate is a violation of Federal law. If these wastes cannot be disposed of by use according to label instructions, contact your State Pesticide or Environmental Control Agency, or the Hazardous Waste representative at the nearest EPA Regional Office for guidance.
CONTAINER Handling: For plastic containers less than or equal to 5 gallons: Nonrefillable container. Do not reuse or refill this container. Triple rinse container (or equivalent) promptly after emptying. Triple Rinse as follows: Empty the remaining contents into application equipment or a mix tank and drain for 10 seconds after the flow begins to drip. Fill the container 1/4 full with water and recap. Shake for 10 seconds. Pour rinsate into application equipment or a mix tank or store rinsate for later use or disposal. Drain for 10 seconds after the flow begins to drip. Repeat this procedure two more times. Then offer for recycling if available or puncture and dispose of in a sanitary landfill, or by incineration.
FOR BULK AND MINI-BULK CONTAINERS
CONTAINER HANDLING: Refillable container. Refill this container with pesticide only. Do not reuse this container for any other purpose. Cleaning the container before final disposal is the responsibility of the person disposing of the container. Cleaning before refilling is the responsibility of the refiller. To clean the container before final disposal, empty the remaining contents from this container into application equipment or mix tank. Fill the container about 10 percent full with water. Agitate vigorously or recirculate water with the pump for 2 minutes. Pour or pump rinsate into application equipment or rinsate collection system. Repeat this rinsing procedure two more times. Then offer for recycling if available or reconditioning if appropriate or puncture and dispose of in a sanitary landfill or by other procedures approved by state and local authorities.
CONTAINER HANDLING: Before refilling, inspect thoroughly for damage such as cracks, punctures, bulges, dents, abrasions, and damaged or worn threads on closure devices. REFILL ONLY WITH ROGUE SC. The contents of this container cannot be completely removed by cleaning. Refilling with materials other than ROGUE SC will result in contamination and may weaken container. After filling and before transporting, check for leaks. Do not refill or transport damaged or leaking container.
CONTAINER IS NOT SAFE FOR FOOD, FEED, OR DRINKING WATER!

FOR 24-HOUR EMERGENCY ASSISTANCE (SPILL, LEAK, OR FIRE), CALL CHEMTREC® (800) 424-9300.
For other product information, contact Gowan Company or see Material Safety Data Sheet.

NOTICE OF CONDITIONS OF SALE AND WARRANTY AND LIABILITY LIMITATIONS

Important: Read the entire Directions for Use and Notice of Conditions of Sale and Warranty and Liability Limitations before using this product. If terms are not acceptable return the unopened container for a full refund.

Our directions for use of this product are based on tests believed to be reliable. However, it is impossible to eliminate all risk associated with the use of this product. Crop injury, inadequate performance, or other unintended consequences may result due to soil or weather conditions, off target movement, presence of other materials, method of use or application, and other factors, all of which are beyond the control of Gowan Company. To the extent consistent with applicable law, all such risks shall be assumed by the Buyer and User.

Gowan Company warrants that this product conforms to the specifications on the label when used in strict conformance with Direction for Use, subject to the above stated risk limitations. TO THE EXTENT CONSISTENT WITH APPLICABLE LAW, GOWAN COMPANY MAKES NO OTHER EXPRESS OR IMPLIED WARRANTY OF MERCHANTABILITY OR FITNESS FOR A PARTICULAR PURPOSE NOR ANY OTHER EXPRESS OR IMPLIED WARRANTY.

TO THE EXTENT CONSISTENT WITH APPLICABLE LAW, GOWAN COMPANY'S EXCLUSIVE LIABILITY FOR ANY AND ALL LOSSES, INJURIES OR DAMAGES RESULTING FROM THE USE OR HANDLING OF THIS PRODUCT WHETHER IN CONTRACT, WARRANTY, TORT, NEGLIGENCE, OR ANY OTHER LEGAL THEORY IS STRICTLY LIMITED TO THE PURCHASE PRICE PAID OR REPLACEMENT OF PRODUCT, AT GOWAN COMPANY'S SOLE DISCRETION.
ROGUE® and Gambit® are registered trademarks of Gowan Company, L.L.C.
Permit Plus® is a registered trademark of Nissan Chemical Industries, LTD
All other brands are trademarks of their respective owners.